

**WASHINGTON STATE COMMUNITY COLLEGE DISTRICT 17****April 16, 2025**

To connect to the April 16<sup>th</sup> meeting virtually, go to:

[Join Zoom Meeting](#)

Meeting ID: 849 6684 1831

Passcode: 009038

**BOARD OF TRUSTEES SPECIAL MEETING**

The Board of Trustees of Washington State Community College District 17 will hold a special meeting on Wednesday, April 16<sup>th</sup>, at 2:00 p.m., at 501 N Riverpoint Boulevard, Spokane, Washington with a virtual option. All Board of Trustee meetings include opportunity for public comment. The April 16<sup>th</sup> meeting will be held both virtually and in person. Please email public comments to the Board Executive Assistant at [Breanne.Riley@ccs.spokane.edu](mailto:Breanne.Riley@ccs.spokane.edu) by 8:30 AM on Wednesday, April 16<sup>th</sup>, 2025. Please place "Public Comment" in the subject of your email. Public comments received will be provided to the Trustees, entered into the record, and attached to the minutes of the April 16<sup>th</sup> special meeting. Adjournment is scheduled for 3:00 p.m. Action is anticipated.

# Washington State Community College District 17

501 N. Riverpoint Blvd.  
Suite 103  
Spokane, WA 99217

[Join Zoom Meeting](#)

Meeting ID: 849 6684 1831  
Passcode: 009038

Special Meeting  
Wednesday, April 16, 2025

## AGENDA

Trustee Todd Woodard; Chair  
Trustee Anna Franklin, Trustee Glenn Johnson, Trustee Steve Yoshihara  
2:00 p.m. – 3:00 p.m.

04/16/2025

### Special Session Meeting Agenda

2:00pm	1. Call to Order/Land Acknowledgement Statement ↳ Todd Woodard, Chair		Action
	Public Comment		Discussion
	2. Consent Agenda ↳ Head Start Update, Bobbi Woodral	Tab 1	Action
	3. Approval of Academic Calendars for AY 2027-28 through AY 2031-32 ↳ Jason Eggerman, SCC	Tab 2	Action
	4. FY 2025-26 Tuition and Waivers ↳ Linda McDermott, Spokane Colleges	Tab 3	Action
	5. FY 2025-26 Admin & Lab Course Fees ↳ Linda McDermott, Spokane Colleges	Tab 4	Action
	6. FY 2025-26 SA Fees ↳ Linda McDermott, Spokane Colleges	Tab 5	Action
	7. Current Issues Update ↳ Kevin Brockbank, Spokane Colleges		Discussion

**8. Executive Session**

- a. Reserved for potential action generated from executive session

**9. Potential Action Generated from Executive Session**

**Adjournment**

**CCS MISSION**

To provide all students an excellent education that transforms their lives and expands their opportunities.

**CCS VISION**

Providing the best community college experience in the Northwest.

**CCS VALUES**

Students First | Equity | Access | Excellence | Integrity |  
Leadership | Responsiveness | Stewardship

**ACTION: CALL TO ORDER, PLEDGE OF ALLEGIANCE, ROLL CALL  
AND NATIVE LAND ACKNOWLEDGEMENT STATEMENTS**

Prepared by: Breanne Riley  
Executive Assistant to the Chancellor

Presented by: Todd Woodard  
Spokane Colleges Board of Trustees, Chair  
April 16, 2025



# Washington State Community College District 17

## Community Colleges of Spokane Board of Trustees Meeting April 16, 2025

### **Native Land Acknowledgment**

*We are honored to acknowledge that the Community Colleges of Spokane, and our main campuses for Spokane Falls and Spokane Community College, are located on the traditional and sacred homelands of the Spokane Tribe. We also provide services in a region that includes the traditional and sacred homelands of the Coeur d'Alene Tribe, Confederated Tribes of the Colville Reservation, Kalispel Tribe and Nez Perce Tribe.*

*We pay our respect to tribal elders both past and present as well as to all indigenous people today. This land holds their cultural DNA and we are honored and grateful to be here on their traditional lands. We give thanks to the legacy of the original people and their descendants and pledge to honor their stewardship and values.*

**ACTION: APPROVAL OF CONSENT AGENDA**

**BACKGROUND**

Consent agenda items will be considered together and will be approved on a single motion. Any person desiring to remove an item for separate consideration should so request before approval of the agenda.

**AGENDA ITEMS**

- a. Head Start - Bobbi Woodral

**RECOMMENDATION**

It is recommended that the Board of Trustees of Washington State Community College District 17 approve the consent agenda as presented.

Prepared by:	Breanne Riley Executive Assistant to the Chancellor
Presented by:	Trustee Todd Woodard Board of Trustees, Chair April 16, 2025

**CONSENT AGENDA ITEMS: HEAD START UPDATES**

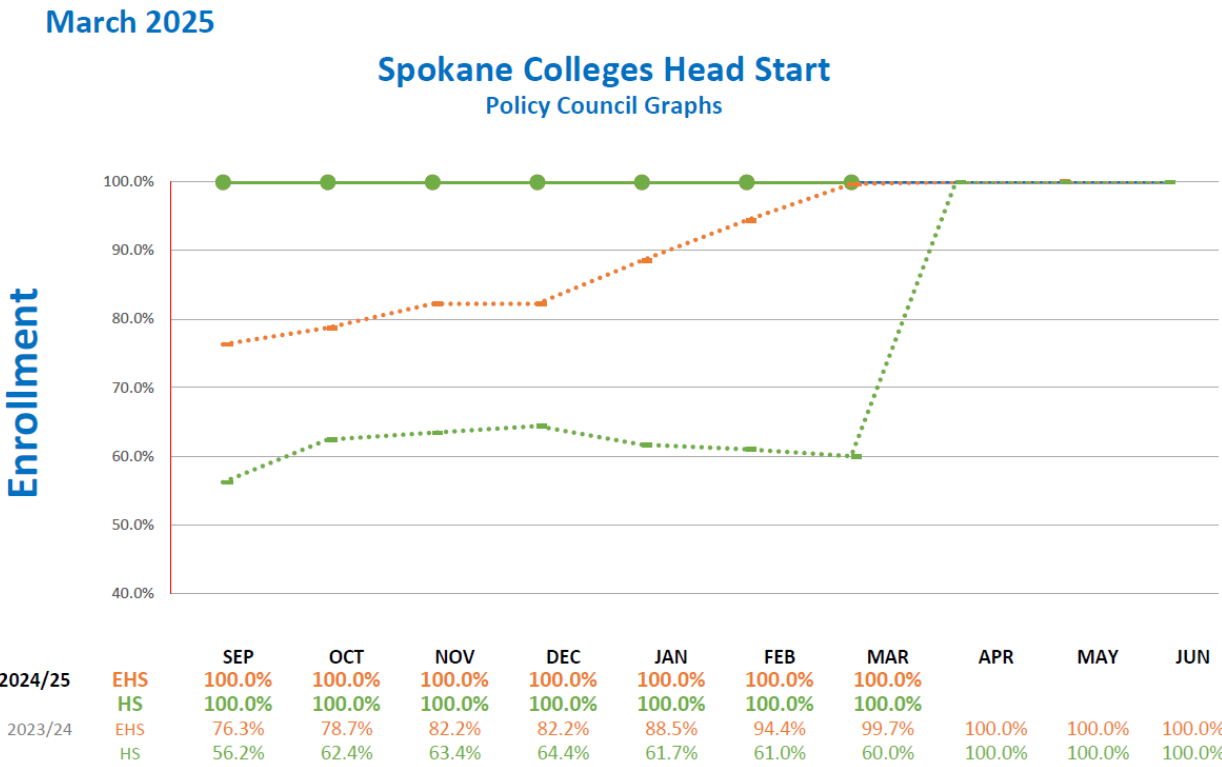
Submitted by: Bobbi Woodral  
District Director Head Start/EHS/ECEAP  
April 16, 2025

# STATUS REPORT SPOKANE COLLEGES HEAD START & ECEAP

## APRIL 2025

### ENROLLMENT:

During the month of March, Head Start and Early Head Start remained fully enrolled with 100% of available slots filled.



### FULL ENROLLMENT INITIATIVE (FEI) SUCCESS

Spokane Colleges Head Start has successfully completed the Full Enrollment Initiative (FEI), a critical milestone in maintaining the strength and sustainability of our Head Start and Early Head Start programs. In March 2023, we were notified by the Office of Head Start (OHS) that our program was underenrolled and required to develop and implement a plan to reach at least 97% enrollment within 12 months. Through strategic planning, targeted outreach, and the dedicated efforts of our staff, we met this goal by April 2024 and sustained full enrollment for six consecutive months. In recognition of this achievement, OHS issued a formal letter to the Board of Trustees on March 14, 2025, confirming our program’s successful completion of the initiative. This accomplishment reflects the dedication of our staff and leadership in ensuring high-quality early learning services for our community.

### HEAD START REGION OFFICE CLOSURES

On April 1 the Region X Office of Head Start, which oversees Head Start programs in Washington, Oregon, Idaho, and Alaska, was abruptly closed, and all federal staff were placed

on administrative leave until June. This action is part of a broader restructuring by the U.S. Department of Health and Human Services (HHS), which includes consolidating ten regional offices into five and reducing its workforce by approximately 10,000 employees.

At this time, no details have been given to Head Start grantees regarding the implications of these changes. The Region X Office plays a critical role in grant oversight, compliance monitoring, fiscal accountability, and technical assistance, and its sudden closure raises concerns about the administration and continuity of these functions.

Despite this uncertainty, we remain committed to ensuring uninterrupted services for the children and families we serve. Our program continues to operate as usual, and we are closely monitoring the situation to assess any potential impact. Chancellor Kevin Brockbank has been actively engaged in advocacy efforts on our behalf, reaching out to key legislators, including U.S. Senators Patty Murray and Maria Cantwell, as well as Washington State Senator Michael Baumgartner, to emphasize the importance of stability and support for Head Start programs.

Additionally, the Office of Head Start has issued a general statement of reassurance, noting:

*"The Office of Head Start (OHS) staff remain fully committed to supporting Head Start grant recipients and the important work you do to serve children and families across the nation. This restructuring will not impact the critical services you rely on, and we are here to ensure a seamless experience as we move forward together."*

While we await further clarification, we are focused on maintaining program stability and keeping both staff and families informed. I will continue to provide updates as more information becomes available.

## **CHILDCARE ACCESS MEANS PARENTS IN SCHOOL (CCAMPIS) – ANNUAL PERFORMANCE REPORT:**

The Annual Performance Report for the Childcare Access Means Parents in School (CCAMPIS) grant was submitted to the Department of Education on March 21, 2025. As required, all institutions receiving CCAMPIS funding must submit an annual report to the Secretary of Education detailing program outcomes and student impact.

The federal CCAMPIS grant program provides financial assistance to parenting students with low incomes by funding accredited, licensed childcare services and offering additional supports to promote academic success. Based on recent data collection, a total of 22 student parents who were eligible for Pell Grants demonstrated improved school attendance, increased persistence rates, and successful completion of coursework leading to certificates, degrees, and transfers. Additionally, all 22 students indicated that completing their certificate programs would have been significantly more challenging without CCAMPIS support, while 21 students reported that the program played a critical role in their ability to pursue undergraduate degrees.

This report highlights the ongoing impact of CCAMPIS funding in reducing barriers to higher education for student parents and underscores the importance of continued investment in childcare support services.

From a student at Spokane Community College:

Receiving this award helps me as a student stay in school by easing the financial burden of childcare cost. This support allows me to focus on my studies, attend classes, & complete coursework without interruptions. By reducing stress & increasing academic stability, this grant empowers me to achieve my educational & career goals. I am very thankful.

From a student at Spokane Falls Community College:

"I am writing to express my deepest gratitude to SFCC Early Learning Center and the CCAMPIS Program for the invaluable support provided to me and my daughter. The assistance with daycare has allowed me to work full time while pursuing my degree in Addiction Studies, and I truly cannot overstate how much this has helped me to achieve both my academic and professional goals. I am incredibly thankful for the opportunity to continue my education without the added stress of daycare concerns, and I am confident that this support will help me excel in my program and contribute positively to my future career in addiction counseling. Thank you once again for your generous support and for making this vital assistance available to me and others in similar circumstances. I am truly appreciative of all the resources SFCC Early Learning Center and the CCAMPIS Program provide."

## **HEAD START SELF-ASSESSMENT**

In compliance with the Head Start Program Performance Standards (1302.102), our program conducts an annual Self-Assessment to evaluate progress toward established goals and ensure continuous improvement. This process involves a comprehensive review of program data, including aggregated child assessment results, professional development outcomes, and parent and family engagement metrics.

As part of this assessment, we engage in collaboration with the governing body, Policy Council, program staff, and enrolled families to gather insights and feedback that inform our evaluation. The findings from this process are submitted to the U.S. Department of Health and Human Services (HHS) as required.

For your review, we have included the **2024-2025 Program Self-Assessment** with this report. This document outlines key areas of progress, challenges, and strategic recommendations to strengthen program effectiveness and better serve children and families in our community.

## **COMMUNITY NEEDS ASSESSMENT (CNA)**

Conducting a comprehensive Community Needs Assessment (CNA) is a fundamental requirement outlined in the federal Head Start/Early Head Start (HS/EHS) Performance Standards, specifically in section 1302.11(b). This process ensures that our program is designed to align with the unique needs, strengths, and resources of the communities we serve. As mandated, a full community assessment must be conducted at least once during each five-year grant period, with annual updates to account for significant changes and emerging trends.

Our most recent comprehensive CNA was completed in 2020, and annual updates have been made to reflect evolving community dynamics. Currently, program leadership is engaged in assessing data and updating the CNA to capture programmatic changes influenced by the recommendations from the 2023-2024 assessment. This update will also include a focused evaluation of three key areas:

- The early learning workforce, specifically compensation and retention challenges.
- Childcare availability and demand within our local community.
- The impact of HS/EHS preschool reductions and model adjustments.

The finalized CNA will guide program development and strategic planning and will be submitted for review and approval by governing bodies in early summer 2025. Additionally, the CNA will be a key component of the Continuation Grant application, ensuring that our program remains responsive to the needs of children, families, and early learning professionals in our community.

## **PROGRAM PLANNING AND CONTINUATION GRANT:**

As we move into this phase of the year, our Head Start/Early Head Start (HS/EHS) leadership team is actively engaged in program assessment and strategic planning for the upcoming year. The findings from both the Self-Assessment and Community Needs Assessment play a vital role in shaping our Continuation Grant application, ensuring our program remains responsive to the needs of children, families, and staff.

We are in the fifth year of our five-year grant cycle, and this Continuation Grant application is due on June 1, 2025. We will seek approval of the final submission in May 2025.

Our current priorities focus on three critical areas:

1. **Workforce Stability and Professional Growth**  
Recruiting and retaining highly skilled early learning professionals remains a key priority. We are implementing strategies to strengthen workforce stability, including competitive compensation advocacy, enhanced onboarding processes, and targeted professional development opportunities. Additionally, we are fostering a positive workplace culture through leadership training, team-building initiatives, and wellbeing supports to ensure staff feel valued, supported, and empowered in their roles.
2. **Mental Health and Wellness for Staff, Families, and Children**  
Recognizing the growing need for mental health resources, we are expanding our support systems for both staff and the families we serve. Our Mental Health Specialist is leading initiatives to integrate trauma-informed care, strengthen family engagement in mental wellness, and provide targeted behavioral and emotional support for children. We are also enhancing staff access to mental health resources and stress management strategies to build a resilient workforce.
3. **Environmental Health, Safety and Quality Learning Environments**  
Ensuring safe, high-quality learning environments is a top priority. We are conducting comprehensive assessments of classroom safety, facility conditions, and outdoor

learning spaces to implement necessary improvements. This includes strengthening health and safety protocols, ensuring compliance with licensing and Head Start standards, and investing in environmental enhancements that support children's learning and development. Our goal is to create inclusive, engaging, and developmentally appropriate spaces that foster curiosity, exploration, and school readiness.

As we refine our program goals and explore new initiatives, we will continue to seek input and approval from our governing bodies, including the Policy Council and CCS Board of Trustees, to ensure alignment with community needs and program priorities.

## **EARLY INTERVENTION SERVICES GRANT PROPOSAL**

The Spokane County Community Services, Housing, and Community Development Department's Developmental Disabilities Division currently contracts with CCS Early Head Start to provide Early Intervention services for children with developmental disabilities. On March 24, 2025, a new grant proposal was submitted to secure continued funding for these critical services, supporting children from birth to age three who require specialized care. If awarded, the grant is expected to provide approximately \$42,000 annually.

## **DCYF FISCAL REVIEW FOR ECEAP SERVICES**

We are pleased to share that the Department of Children, Youth, and Families (DCYF) has completed its fiscal review of the Spokane Colleges' Early Childhood Education and Assistance Program (ECEAP) for Fiscal Year 2024. The review, conducted on January 16 – March 3, 2025, by DCYF representatives, assessed compliance with contractual and financial requirements under ECEAP Contract #24-1053.

This contract, valued at \$10,440,395.40, supported 819 ECEAP slots during the review period of July 1, 2023 – June 30, 2024. The review was performed as a desk audit and found no exceptions, confirming the program's strong fiscal management and adherence to state funding requirements.

**Prepared by:** Bobbi Woodral, District Director





SPOKANE COLLEGES  
**HEAD START & ECEAP**

**SELF-ASSESSMENT  
REPORT**



**2025**

Contents

Introduction.....2

Program Context .....2

Methodology and Design .....2

    Phases .....2

    PRE-Phase and Phase 1: Design the Process .....3

        Timeline .....3

    Phase 2: Engage the Team.....3

    Phase 3: Analyze and Dialogue.....4

    Phase 4: Recommend.....5

    Phase 5: Prepare the Report.....5

Key Insights .....6

    Additional Key Insights Identified.....7

Recommendations .....9

Appendix A: List of Self-Assessment Workgroup Members.....10

Appendix B: Program Surveys .....11

## Introduction

Spokane Colleges Head Start and ECEAP program conducted its annual program self-assessment in January-March of 2025. As required by [Head Start Performance Standard 1302.102](#), programs must conduct an annual self-assessment demonstrating effective progress toward accomplishing program goals using data collected throughout the program year. Findings from data collection and the self-assessment process must be presented to a program's governing bodies, Policy Council, and the Board of Trustees.

As the result of this year's program self-assessment three key recommendations aligning with Head Start National Priorities and program goals were identified for continued program improvement:

- Capitalize on opportunities to establish community partnerships by creating a database of resources that:
  - provide tools to support meeting the needs of children and families,
  - and connect families to local services to support child development.
- Implement a uniform employee wellness program to build staff morale and increase employee retention to support consistent staff attendance.
- Enhance supportive environments for children through comprehensive staff training to ensure adherence to health and safety practices with a clear understanding of program policies and procedures.

This report was prepared by our program Compliance Manager Kimberly Pratt. Please refer questions about the contents of the report via email at [Bobbi.Woodral@ccs.spokane.edu](mailto:Bobbi.Woodral@ccs.spokane.edu) or by phone at (509) 533-4820.

## Program Context

The fourth year of the five-year grant cycle on September 1, 2024, following receipt of the annual Notice of Award from the Administration for Children and Families (ACF) on August 2, 2024. The total award amount for this fiscal year was \$16,088,134. Services are currently provided to 345 preschool slots and 346 infant/toddler slots across eleven sites within Spokane County.

## Methodology and Design

The program followed the Five Phases of Self-Assessment process provided by the National Center on Program Management and Fiscal Operations from [HeadStart.gov](https://www.headstart.gov).

### Phases



## PRE-Phase and Phase 1: Design the Process

### Timeline

<b>Jan 13-21</b>	<b>Design Process</b> <ul style="list-style-type: none"><li>• Meet with Director/Management Team<ul style="list-style-type: none"><li>• Discuss areas to focus on, identify goals/priority alignment, determine team members, create team invites, review 2024 survey results to align with program goals and Office of Head Start (OHS) National Priorities, and schedule meetings</li></ul></li></ul>
<b>Jan 21-29</b>	<b>Engage Team</b> <ul style="list-style-type: none"><li>• Invite team members (larger group to meet initially with smaller groups per focus area to meet based on focus)</li><li>• Orientation for SA team</li><li>• Share Focus Areas</li><li>• Provide information for review</li><li>• Parent Health and Safety Screener</li></ul>
<b>Jan 30-Feb 12</b>	<b>Analyze and Dialogue</b> <ul style="list-style-type: none"><li>• Meet with SA team to explore focus areas, analyze and collect data as needed, identify progress on goals aligning with OHS priorities, produce discoveries</li><li>• Present information from SA meetings to Directors/Managers</li></ul>
<b>Feb 13-21</b>	<b>Recommend</b> <ul style="list-style-type: none"><li>• Blend/merge focus group discoveries</li><li>• Prepare recommendations for program planning</li><li>• Collect feedback on process to be used in future self-assessment</li></ul>
<b>Feb 24- Mar 7</b>	<b>Prepare Report</b> <ul style="list-style-type: none"><li>• Prepare report to be reviewed/approved by PC (3/11) and BOT 3/18)</li><li>• Submit to Regional Office</li></ul>

During the PRE-Phase and Phase 1, the program Compliance Manager participated in self-assessment training opportunities through [HeadStart.gov](https://www.headstart.gov) and consulted with our District Director to discuss the phases, timeline, organization of our self-assessment, and to determine participants. The timeline and overview of the process was presented to the Senior Management team and the Center Manager team.

### Phase 2: Engage the Team

During Phase 2, Engage the Team, team members participated in the Self-Assessment Orientation to learn about the self-assessment process, phases, timeline, and the purpose it serves in program planning. Participants were given a brief historical overview of Head Start, its integration into Spokane Colleges, and its lasting impact and presence in our community. During orientation, the benefits of self-assessment were identified along with our current program goals and Office of Head Start National Priorities. Participants were provided an overview of their role, details of the team leader's responsibilities, and were encouraged to focus on program strengths. This approach facilitated the recognition of successes, appreciation of progress made toward program goals and objectives, identification and investigation systemic issues, advancement of innovation, and improvement of outcomes for children and families. Participants were oriented to the role of data analysis in the self-assessment process and were provided a comprehensive list of data that would be analyzed. During this phase, participants were divided into smaller focus groups and invited to attend meetings specific to their assigned assessment area.

### Phase 3: Analyze and Dialogue

During Phase 3, Analyze and Dialogue, self-assessment team members participated in focus group conversations and activities designed to align Head Start National Priorities with Spokane Colleges HS program goals and objectives. These sessions were designed to identify program strengths and areas for improvement. Smaller groups allowed for focused conversation to interpret data presented in multiple formats, leading to recommendations in the following areas:

- Child health and safety,
- partnerships with state systems,
- reaching children and families,
- investing in the workforce, and
- quality environments.

Program goals and objectives were aligned with each focus area. Groups convened for 90 minutes to review, analyze, and discuss how the data pertained to the specific area of focus identified. Within each focus group, participants were further divided into smaller teams to engage in conversation regarding the area assigned. Team members documented strengths, challenges, and questions during the conversation, documenting them on large data collection sheets. After small group discussions concluded, groups shared their discoveries with their peers, leading to further conversation and insights. Team members identified key strengths and challenges to advance to the recommendation phase of the self-assessment process. Small group focus areas were identified as:

Head Start National Priorities:	Program Goal:	Program Goal Objective(s):
<b>Child health and safety &amp; quality environments</b>	Strengthen operational infrastructure to support safe and high-quality program delivery.	Improve classroom environments for health and safety through stable staffing patterns
<b>Partnerships with state systems &amp; reaching children and families</b>	Adapt community and family engagement strategies to respond to the negative impacts of 2020's events on families' opportunities and challenges.	Improve participation of partners in the program and direct referrals from partners. Improve program-wide enrollment. Increase attendance at parent meetings. Increase male involvement and participation in HS developmental experiences. Increase Policy Council Participation. Improve culturally responsive Policy Council recruitment.
<b>Investing in the workforce</b>	Strengthen operational infrastructure to support safe and high-quality program delivery.	Improve classroom environments for health and safety through stable staffing patterns.

Data examined included:

- Staff morale and employee wellness survey results.
- Parent health and safety evaluation.
- OHS health and safety screener.
- ChildPlus monitoring data.
- Assessments indicating school readiness.
- Professional development and family engagement data.
- Success in meeting program goals as identified in the program continuation grant for the 2024-25 program year.
- Compliance meeting Head Start Program Performance Standards.

Following focus area discussions, the information collected was organized to highlight the most prominent statements noted by team members during their focus groups. The entire self-assessment team reconvened to share these discoveries. Team members were given the opportunity to provide additional comments, to ask questions, and to identify programmatic opportunities for improvement.

## Phase 4: Recommend

During Phase 4, Recommend, the information and statements collected during the analyze and dialogue phase were synthesized to formulate recommendations based on focus group discoveries, which resulted in the following recommendations aligned with HS National Priorities:

- **Partnerships with state systems & reaching children and families:**
  - Capitalize on opportunities to establish community partnerships by creating a database of resources that:
    - provide tools to support meeting the needs of children and families,
    - and connect families to local services to support child development.
- **Investing in the workforce:**
  - Implement a uniform employee wellness program to build staff morale and increase employee retention to support consistent staff attendance.
- **Child health and safety & quality environments:**
  - Enhance supportive environments for children through comprehensive staff training to ensure adherence to health and safety practices with a clear understanding of program policies and procedures.

## Phase 5: Prepare the Report

During Phase 5, Prepare the Report, the self-assessment report was compiled using data captured in focus area discussions to illustrate the self-assessment teams' discoveries which informed the recommendations in Phase 4. The report will be submitted to the Policy Council and Spokane Colleges Board of Trustees for approval before submission to the Head Start Regional Office.

## Key Insights

During Phase 3 Analyze and Dialogue, the data examined produced evidence of progress toward accomplishing the program's strategic broad goals. As a component of our baseline five-year grant application our three goals are:

- Strengthen operational infrastructure to support safe and high-quality program delivery.
- Adapt community and family engagement strategies to respond to the negative impacts of 2020's events on families' opportunities and challenges.
- Prepare participating children and their families to be ready for kindergarten.

Progress toward achieving program goals was shared by team members as strengths identified during focus group meetings through data analysis and discussion. The accomplishments contributing to this progress can be attributed to the following:

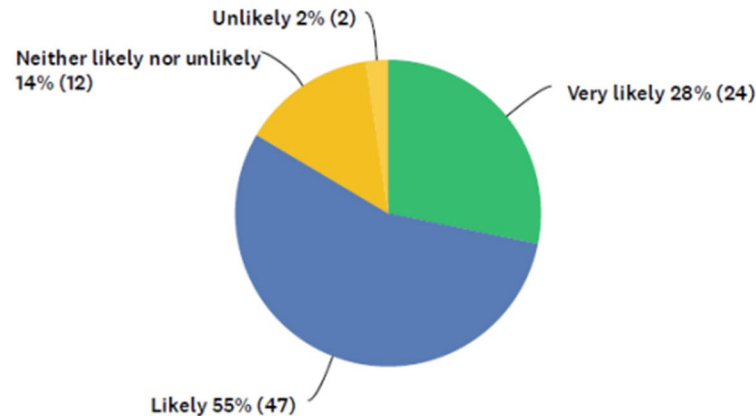
- Providing each site with a classroom quality specialist to support onboarding, training, and development of our education staff.
- Full-time assistant teacher positions were created to support operations with consistent, reliable scheduling and internal promotions.
- Providing salary/step increases in collaboration with Office of Fiscal Management (OFM) and the Washington Federation of State Employees Higher Education Community College Coalition.
- Program coordinator position being filled after a prolonged vacancy supports hiring and recruitment by attending focused community events.
- Restructuring at the administration office to include a Director of Operations, Director of Program Services, and Compliance Manager to support regulatory compliance.
- The expansion of our comprehensive service team to include a mental health specialist position, with an emphasis on staff wellness, aimed at fostering supportive environments and implementing initiatives to promote staff well-being in delivering services to children and families.
- The enrollment for Early Head Start increased from 76.3% in September 2023 to 100% in April 2024, currently meeting 100% enrollment.
- The increased enrollment for Head Start from 56.2% in September 2023 to 100% in April 2024, currently meeting 100%.
- The approved change of scope enhanced our capacity to achieve full enrollment by April 2024, satisfying the under enrollment plan we received in April 2023.
- Full enrollment was accomplished by responding to community needs, reducing the number of preschool children served, and offering longer hours of care, providing families with options more supportive of their work and school schedules.
- Collaboration with Spokane Public Schools to develop and implement the Special Education Preschool Partnership (SEPP).
- Our continued partnership with Catholic Charities of Eastern Washington and Rising Strong provide services to families experiencing homelessness.
- Clear expectations added consistency in training and onboarding of newly hired staff.



## Additional Key Insights Identified

- 83% of staff identified their interest in participating in an employee wellness program as reported in the Employee Wellness Survey

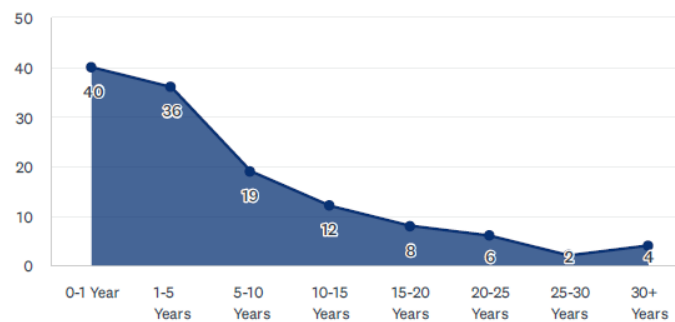
**How likely are you to participate in the wellness programs if they are offered?**



- Data presented in the 2024 Staff Self-Assessment survey identified 68.5% of staff responding have worked for Spokane Colleges Head Start for 1-30+ years, demonstrating experience levels that support effective onboarding and training of new staff.

### Q2 How long have you worked for CCS HS/EHS?

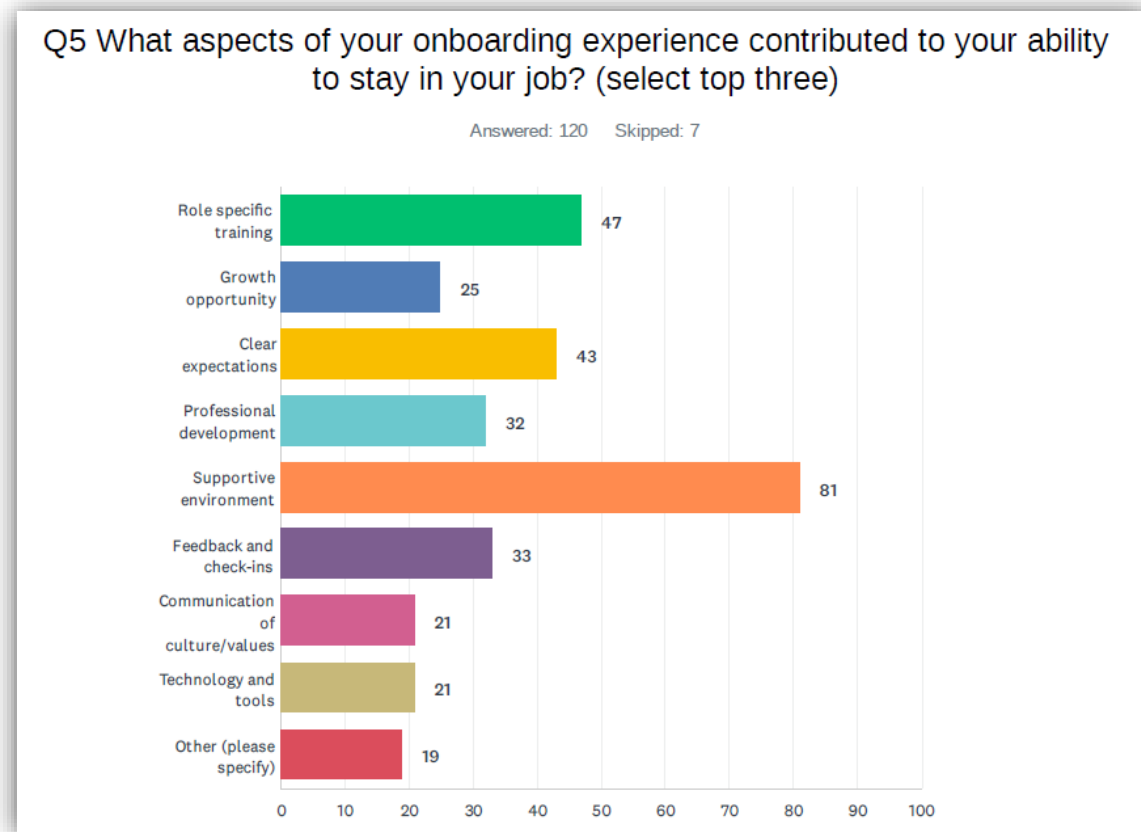
Answered: 127 Skipped: 0



ANSWER CHOICES	RESPONSES	
0-1 Year	31.50%	40
1-5 Years	28.35%	36
5-10 Years	14.96%	19
10-15 Years	9.45%	12
15-20 Years	6.30%	8
20-25 Years	4.72%	6
25-30 Years	1.57%	2
30+ Years	3.15%	4
TOTAL		127



- 81% of staff completing the 2024 Staff Self-Assessment Survey acknowledged a supportive environment during onboarding contributed to their ability to stay in their job.



- The consistent evaluations of classroom/facility health and safety practices and implementation of a parent health and safety tool provides key information pertaining to adherence of local, state, and national requirements.
  - Sample Questions:

#### FOR CLASSROOM:

Is there a First-Aid kit in the classroom? \*

Please Select ▼

Is the First-Aid location labeled clearly? \*

Please Select ▼

Is the First-Aid location out of child reach? \*

Please Select ▼

Is there a medication storage location? \*

Please Select ▼

Is the medication storage location labeled clearly? \*

Please Select ▼

Is the medication storage location out of child reach? \*

Please Select ▼

Is there an emergency evacuation map posted in the classroom? \*

Please Select ▼

Are all exits in the classroom clearly marked? \*

#### FOR KITCHEN:

Are food handlers' cards posted? \*

Please Select ▼

Are they current (not expired)? \*

Please Select ▼

Is there a refrigerator and freezer temperature log posted? \*

Please Select ▼

Are refrigerator/freezer temperatures entered daily on the temperature log? \*

Please Select ▼

Is the freezer temperature 10 degrees or less? \*

Please Select ▼

Is the refrigerator temperature 41 degrees or less? \*

Please Select ▼

## Recommendations

In conclusion, following the Five Phase Self-Assessment approach, the self-assessment team proposes the following recommendations for program improvement:

- Capitalize on opportunities to establish community partnerships by creating a database of resources that:
  - provides tools to support in meeting the needs of children and families,
  - and connect families to local services to support child development.
- Implement a uniform employee wellness program to build staff morale and increase employee retention to support consistent staff attendance.
- Enhance supportive environments for children through comprehensive staff training to ensure adherence to health and safety practices with a clear understanding of program policies and procedures.

Upon review and approval from the Head Start Policy Council and Spokane Colleges Board of Trustees, these recommendations will be used to produce continued program growth and to enhance program outcomes.

## Appendix A: List of Self-Assessment Workgroup Members

<b>Angela Southard</b>	<b>HOME VISITOR</b>
<b>Anna Gade</b>	Family Engagement Component Specialist
<b>Bobbi Woodral</b>	HS & ECEAP District Director
<b>Christy Knight</b>	Program Specialist
<b>Eric Strebeck</b>	Family Services Coordinator
<b>Jennifer Debolt</b>	Lead Teacher
<b>Jennifer Gibbs</b>	Associate Teacher
<b>Kimberly Pratt</b>	HS Compliance Manager
<b>Kristin Ince</b>	HS Program Coordinator
<b>Lisa Hollen</b>	Director of Operations
<b>Megan McInerney</b>	Family Services Coordinator
<b>Melissa Condon</b>	Office Assistant
<b>Mitzie Salsbury</b>	Family Services Coordinator
<b>Myryda Johnson</b>	Center Manager
<b>Nolan Dahman</b>	Center Manager
<b>Paula Albretsen</b>	Education Component Specialist
<b>Rhonda Allen</b>	Center Manager
<b>Rita Beauregard</b>	Lead Teacher
<b>Sami Smith</b>	Classroom Quality Specialist
<b>Stephanie Zappone</b>	Classroom Quality Specialist
<b>Theresa Meckel</b>	Lead Teacher
<b>Val Freres</b>	Center Manager
<b>Vicki Desjarlais</b>	Associate Teacher

## Appendix B: Program Surveys

<b>Survey Title:</b>	<b>Date(s) Administered:</b>
2024 Head Start/Early Head Start Parent Survey	April 2024
Staff Perspectives: Evaluating the Impact of Our Latest Policy Updates	June 2024
2024 Staff Morale Survey	November 2024
Head Start Employee Wellness Survey	Fall 2024
2024 Staff-Self Assessment Survey	2024

**HEAD START/EARLY HEAD START FY 24-25  
BUDGET REPORT JANUARY 2025**

February 28, 2025

HEAD START HS25 - Grant Period 9/01/2024 Thru 8/31/2025							EARLY HEAD START EHS25 - Grant Period 9/01/2024 Thru 8/31/2025						
	Current Budget (Includes YTD Revisions)	YTD Revisions	Spent or Spending	Unspent Balance	Percent Spent	Time Elapsed		Current Budget (Includes YTD Revisions)	YTD Revisions	Spent or Spending	Unspent Balance	Percent Spent	Time Elapsed
<b>FEDERAL FUNDING</b>													
Personnel	4,309,122	0	2,363,930	1,945,192	55%	50%		4,680,898	0	2,589,894	2,091,004	55%	50%
Fringe Benefits	2,056,360	0	1,019,920	1,036,440	50%	50%		2,061,956	0	1,142,134	919,822	55%	50%
Travel	0	0	0	0	0%	50%		0	0	0	0	0%	50%
Equipment	0	0	0	0	0%	50%		0	0	0	0	0%	50%
Supplies	179,845	0	72,733	107,112	40%	50%		148,368	0	75,966	72,402	51%	50%
Contractual	0	0	0	0	0%	50%		0	0	0	0	0%	50%
Facilities/Construction	0	0	0	0	0%	50%		0	0	0	0	0%	50%
Other	662,601	0	268,028	394,573	40%	50%		508,358	0	245,143	263,215	48%	50%
Indirect	612,305	0	260,674	351,631	43%	50%		643,703	0	268,209	375,494	42%	50%
Unobligated/To Be Reassigned	0	0	0		0%	50%		0	0	0	0	0%	50%
<b>FEDERAL FUNDING TOTAL</b>	<b>\$7,820,233</b>	<b>\$0</b>	<b>\$3,985,285</b>	<b>3,834,948</b>	<b>51%</b>	<b>50%</b>		<b>\$8,043,283</b>	<b>\$0</b>	<b>\$4,321,346</b>	<b>3,721,937</b>	<b>54%</b>	<b>50%</b>
<b>OTHER FUNDING</b>													
SCC/SFCC Student Gov't Funds	61,839	0	38,224	23,615	62%	50%		79,161	0	47,894	31,267	61%	50%
Child Care Fees	1,290,126	0	303,222	986,904	24%	50%		2,400,263	0	557,599	1,842,664	23%	50%
<b>OTHER FUNDING TOTAL</b>	<b>\$1,351,965</b>	<b>\$0</b>	<b>\$341,446</b>	<b>\$1,010,519</b>	<b>25%</b>	<b>50%</b>		<b>\$2,479,424</b>	<b>\$0</b>	<b>\$605,493</b>	<b>1,873,931</b>	<b>24%</b>	<b>50%</b>
<b>TOTAL FUNDING</b>	<b>\$9,172,198</b>	<b>\$0</b>	<b>\$4,326,731</b>	<b>4,845,467</b>	<b>47%</b>	<b>50%</b>		<b>\$10,522,707</b>	<b>\$0</b>	<b>\$4,926,839</b>	<b>5,595,868</b>	<b>47%</b>	<b>50%</b>
<b>Training &amp; Tech Assistance Funds</b>	<b>\$76,563</b>		<b>\$40,831</b>	<b>35,732</b>	<b>53%</b>	<b>50%</b>		<b>\$145,055</b>		<b>\$45,433</b>	<b>99,622</b>	<b>31%</b>	<b>50%</b>
<b>Non-Federal Share HS/EHS</b>	<b>\$4,017,033</b>		<b>\$1,821,997</b>	<b>2,195,036</b>	<b>45%</b>	<b>50%</b>		<b>**Head Start and Early Head Start Non-Federal Share is Combined**</b>					

Initials

This document has been prepared on the basis of information available to the program's Fiscal Office through:

February 28, 2025

NOTE: Both a report listing credit card expenditures and a report with greater budget detail are regularly provided to the HS/EHS Board of Trustees liaison and the Policy Council Treasurer. These reports are also available upon request.

Policy Council Treasurer \_\_\_\_\_

CCS HS/EHS Board Liaison \_\_\_\_\_

**HEAD START FY 24-25  
MONTHLY EXPENDITURES REPORT FEBRUARY 2025**

	September	October	November	December	January	February	March	April	May	June	July	August
<b>FEDERAL FUNDING</b>												
Personnel	\$ 419,280.85	\$ 441,872.66	\$ 346,095.80	\$ 319,516.92	\$ 395,330.01	\$ 441,633.21	\$ -	\$ -	\$ -	\$ -	\$ -	\$ -
Fringe Benefits	\$ 182,922.00	\$ 189,802.97	\$ 146,501.86	\$ 132,760.99	\$ 168,951.85	\$ 199,180.81	\$ -	\$ -	\$ -	\$ -	\$ -	\$ -
Travel	\$ -	\$ -	\$ -	\$ -	\$ -	\$ -	\$ -	\$ -	\$ -	\$ -	\$ -	\$ -
Equipment	\$ -	\$ -	\$ -	\$ -	\$ -	\$ -	\$ -	\$ -	\$ -	\$ -	\$ -	\$ -
Supplies	\$ 4,889.71	\$ 21,268.70	\$ 18,599.95	\$ 14,002.66	\$ 7,032.67	\$ 6,939.15	\$ -	\$ -	\$ -	\$ -	\$ -	\$ -
Contractual	\$ -	\$ -	\$ -	\$ -	\$ -	\$ -	\$ -	\$ -	\$ -	\$ -	\$ -	\$ -
Facilities/Construction	\$ -	\$ -	\$ -	\$ -	\$ -	\$ -	\$ -	\$ -	\$ -	\$ -	\$ -	\$ -
Other	\$ 67,581.41	\$ 36,737.18	\$ 37,079.82	\$ 43,226.24	\$ 42,546.16	\$ 7,717.32	\$ -	\$ -	\$ -	\$ -	\$ -	\$ -
Indirect	\$ 50,368.54	\$ 53,901.23	\$ 52,134.89	\$ 49,590.95	\$ 54,678.82	\$ -	\$ -	\$ -	\$ -	\$ -	\$ -	\$ -
Unobligated/To Be Reassigned	\$ -	\$ -	\$ -	\$ -	\$ -	\$ -	\$ -	\$ -	\$ -	\$ -	\$ -	\$ -
<b>FEDERAL FUNDING TOTAL</b>	<b>\$ 725,042.51</b>	<b>\$ 743,582.74</b>	<b>\$ 600,412.32</b>	<b>\$ 559,097.76</b>	<b>\$ 668,539.51</b>	<b>\$ 655,470.49</b>	<b>\$ -</b>	<b>\$ -</b>	<b>\$ -</b>	<b>\$ -</b>	<b>\$ -</b>	<b>\$ -</b>
<b>OTHER FUNDING</b>												
SCC/SFCC Student Gov't Funds	\$ -	\$ -	\$ 20,624.00	\$ -	\$ 17,600.00	\$ -	\$ -	\$ -	\$ -	\$ -	\$ -	\$ -
Child Care Fees	\$ 6,735.58	\$ 3,193.40	\$ 111,053.85	\$ 139,558.93	\$ 42,680.17	\$ -	\$ -	\$ -	\$ -	\$ -	\$ -	\$ -
<b>OTHER FUNDING TOTAL</b>	<b>\$ 6,735.58</b>	<b>\$ 3,193.40</b>	<b>\$ 131,677.85</b>	<b>\$ 139,558.93</b>	<b>\$ 60,280.17</b>	<b>\$ -</b>	<b>\$ -</b>	<b>\$ -</b>	<b>\$ -</b>	<b>\$ -</b>	<b>\$ -</b>	<b>\$ -</b>
<b>TOTAL FUNDING</b>	<b>\$ 731,778.09</b>	<b>\$ 746,776.14</b>	<b>\$ 732,090.17</b>	<b>\$ 698,656.69</b>	<b>\$ 728,819.68</b>	<b>\$ 655,470.49</b>	<b>\$ -</b>	<b>\$ -</b>	<b>\$ -</b>	<b>\$ -</b>	<b>\$ -</b>	<b>\$ -</b>
<b>Training/Tech Assistance Funds</b>												
<b>Training/Tech Assistance Funds</b>	<b>\$ 6,319.28</b>	<b>\$ 3,043.98</b>	<b>\$ 10,077.58</b>	<b>\$ 6,595.83</b>	<b>\$ 12,908.13</b>	<b>\$ 2,499.67</b>	<b>\$ -</b>	<b>\$ -</b>	<b>\$ -</b>	<b>\$ -</b>	<b>\$ -</b>	<b>\$ -</b>
<b>Non-Federal Share HS/EHS</b>												
<b>Non-Federal Share HS/EHS</b>	<b>\$ 219,060.28</b>	<b>\$ 281,665.85</b>	<b>\$ 357,298.09</b>	<b>\$ 285,028.43</b>	<b>\$ 324,727.51</b>	<b>\$ 354,216.57</b>	<b>\$ -</b>	<b>\$ -</b>	<b>\$ -</b>	<b>\$ -</b>	<b>\$ -</b>	<b>\$ -</b>

\*Due to a billing timing issue, the month of February was closed before Child Care Fees and Indirect could be applied, the month of March will include February's amounts.

**EARLY HEAD START FY 24-25  
MONTHLY EXPENDITURES REPORT FEBRUARY 2025**

	September	October	November	December	January	February	March	April	May	June	July	August
<b>FEDERAL FUNDING</b>												
Personnel	\$ 472,855.17	\$ 496,627.95	\$ 326,836.97	\$ 319,556.01	\$ 452,310.80	\$ 521,707.27	\$ -	\$ -	\$ -	\$ -	\$ -	\$ -
Fringe Benefits	\$ 214,426.82	\$ 221,569.87	\$ 135,098.22	\$ 139,507.52	\$ 201,560.61	\$ 229,970.96	\$ -	\$ -	\$ -	\$ -	\$ -	\$ -
Travel	\$ -	\$ -	\$ -	\$ -	\$ -	\$ -	\$ -	\$ -	\$ -	\$ -	\$ -	\$ -
Equipment	\$ -	\$ -	\$ -	\$ -	\$ -	\$ -	\$ -	\$ -	\$ -	\$ -	\$ -	\$ -
Supplies	\$ 5,588.92	\$ 14,872.81	\$ 17,232.31	\$ 12,278.85	\$ 13,742.92	\$ 11,969.84	\$ -	\$ -	\$ -	\$ -	\$ -	\$ -
Contractual	\$ -	\$ -	\$ -	\$ -	\$ -	\$ -	\$ -	\$ -	\$ -	\$ -	\$ -	\$ -
Facilities/Construction	\$ -	\$ -	\$ -	\$ -	\$ -	\$ -	\$ -	\$ -	\$ -	\$ -	\$ -	\$ -
Other	\$ 68,117.32	\$ 32,700.54	\$ 32,760.93	\$ 35,931.75	\$ 38,001.65	\$ 37,910.56	\$ -	\$ -	\$ -	\$ -	\$ -	\$ -
Indirect	\$ -	\$ -	\$ -	\$ -	\$ -	\$ -	\$ -	\$ -	\$ -	\$ -	\$ -	\$ -
Unobligated/To Be Reassigned	\$ -	\$ -	\$ -	\$ -	\$ -	\$ -	\$ -	\$ -	\$ -	\$ -	\$ -	\$ -
<b>FEDERAL FUNDING TOTAL</b>	<b>\$ 760,988.23</b>	<b>\$ 765,771.17</b>	<b>\$ 511,928.43</b>	<b>\$ 507,274.13</b>	<b>\$ 705,615.98</b>	<b>\$ 801,558.63</b>	<b>\$ -</b>	<b>\$ -</b>	<b>\$ -</b>	<b>\$ -</b>	<b>\$ -</b>	<b>\$ -</b>
<b>OTHER FUNDING</b>												
SCC/SFCC Student Gov't Funds	\$ -	\$ -	\$ 26,134.00	\$ -	\$ 21,760.01	\$ -	\$ -	\$ -	\$ -	\$ -	\$ -	\$ -
Child Care Fees	\$ 22,645.39	\$ 5,339.01	\$ 222,802.85	\$ 227,380.60	\$ 79,431.18	\$ -	\$ -	\$ -	\$ -	\$ -	\$ -	\$ -
<b>OTHER FUNDING TOTAL</b>	<b>\$ 22,645.39</b>	<b>\$ 5,339.01</b>	<b>\$ 248,936.85</b>	<b>\$ 227,380.60</b>	<b>\$ 101,191.19</b>	<b>\$ -</b>	<b>\$ -</b>	<b>\$ -</b>	<b>\$ -</b>	<b>\$ -</b>	<b>\$ -</b>	<b>\$ -</b>
<b>TOTAL FUNDING</b>	<b>\$ 783,633.62</b>	<b>\$ 771,110.18</b>	<b>\$ 760,865.28</b>	<b>\$ 734,654.73</b>	<b>\$ 806,807.17</b>	<b>\$ 801,558.63</b>	<b>\$ -</b>	<b>\$ -</b>	<b>\$ -</b>	<b>\$ -</b>	<b>\$ -</b>	<b>\$ -</b>
<b>Training/Tech Assistance Funds</b>												
<b>Training/Tech Assistance Funds</b>	<b>\$ 7,872.52</b>	<b>\$ 3,537.12</b>	<b>\$ 6,632.34</b>	<b>\$ 6,068.96</b>	<b>\$ 18,764.75</b>	<b>\$ 2,557.10</b>	<b>\$ -</b>	<b>\$ -</b>	<b>\$ -</b>	<b>\$ -</b>	<b>\$ -</b>	<b>\$ -</b>
<b>Non-Federal Share HS/EHS      **Head Start and Early Head Start Non-Federal Share is Combined and displayed on the Head Start Monthly Expenditures Report**</b>												

\*Due to a billing timing issue, the month of February was closed before Child Care Fees and Indirect could be applied, the month of March will include February's amounts.

Per the Spokane Colleges Nutrition Specialist, the USDA report was unavailable at the time of submission of this report. It will be included in the next report.



**DISCUSSION/ACTION: APPROVAL OF ACADEMIC CALENDARS FOR AY  
2027-28 THROUGH AY 2031-32**

**BACKGROUND**

The AHE Master Contract (Article 4, Section 9) states that the academic calendars shall be developed by mutual agreement between CCS and AHE. In March and April of 2025, the Calendar Committee met, and they completed their work on creating academic calendars for 2027-28 through 2031-32. Faculty will be voting on the calendars between April 8 and April 14, and AHE President Bev Daily will be present at the April BOT meeting to apprise the BOT of the results. The academic calendars for 2027-28 through 2031-32 are appropriately before the Board of Trustees for consideration of approval.

**RECOMMENDATION**

It is recommended that the Board of Trustees of Washington State Community College District 17 approve the attached academic calendars for AY 2027-28 through 2031-32.

Prepared by: Jason Eggerman  
AHE Vice President and Calendar Committee Lead  
April 7, 2025

Presented by: Jason Eggerman  
AHE Vice President and Calendar Committee Lead

Sep-27						
S	M	T	W	T	F	S
			1	2	3	4
5	6	7	8	9	10	11
12	13	14	15	16	17	18
19	20	21	22	23	24	25
26	27	28	29	30		

Oct-27						
S	M	T	W	T	F	S
					1	2
3	4	5	6	7	8	9
10	11	12	13	14	15	16
17	18	19	20	21	22	23
24	25	26	27	28	29	30
31						

Nov-27						
S	M	T	W	T	F	S
	1	2	3	4	5	6
7	8	9	10	11	12	13
14	15	16	17	18	19	20
21	22	23	24	25	26	27
28	29	30				

Dec-27						
S	M	T	W	T	F	S
			1	2	3	4
5	6	7	8	9	10	11
12	13	14	15	16	17	18
19	20	21	22	23	24	25
26	27	28	29	30	31	

DEAD DAY 12/10  
 FINALS 12/13-15  
 Grades Due 6:00 pm 12/17

- Fall**
- Class Day
  - Final Exam Days
  - Faculty Workdays
  - SummerClass Days
  - Holiday
  - Dead Day
  - 8 week Summer end
  - Campus Development Day

Jan-28						
S	M	T	W	T	F	S
						1
2	3	4	5	6	7	8
9	10	11	12	13	14	15
16	17	18	19	20	21	22
23	24	25	26	27	28	29
30	31					

Feb-28						
S	M	T	W	T	F	S
		1	2	3	4	5
6	7	8	9	10	11	12
13	14	15	16	17	18	19
20	21	22	23	24	25	26
27	28	29				

Mar-28						
S	M	T	W	T	F	S
			1	2	3	4
5	6	7	8	9	10	11
12	13	14	15	16	17	18
19	20	21	22	23	24	25
26	27	28	29	30	31	

DEAD DAY 3/17  
 FINALS 3/20-22  
 Grades Due 6:00 pm 3/24

- Winter**
- Class Day
  - Final Exam Days
  - Faculty Workdays
  - SummerClass Days
  - Holiday
  - Dead Day
  - 8 week Summer end
  - Campus Development Day

Apr-28						
S	M	T	W	T	F	S
						1
2	3	4	5	6	7	8
9	10	11	12	13	14	15
16	17	18	19	20	21	22
23	24	25	26	27	28	29
30						

May-28						
S	M	T	W	T	F	S
	1	2	3	4	5	6
7	8	9	10	11	12	13
14	15	16	17	18	19	20
21	22	23	24	25	26	27
28	29	30	31			

Jun-28						
S	M	T	W	T	F	S
				1	2	3
4	5	6	7	8	9	10
11	12	13	14	15	16	17
18	19	20	21	22	23	24
25	26	27	28	29	30	

DEAD DAY 6/13  
 FINALS 6/14-16  
 Grades Due 6:00 pm 6/21

- Spring**
- Class Day
  - Final Exam Days
  - Faculty Workdays
  - SummerClass Days
  - Holiday
  - Dead Day
  - 8 week Summer end
  - Campus Development Day

Jul-28						
S	M	T	W	T	F	S
						1
2	3	4	5	6	7	8
9	10	11	12	13	14	15
16	17	18	19	20	21	22
23	24	25	26	27	28	29
30	31					

Aug-28						
S	M	T	W	T	F	S
		1	2	3	4	5
6	7	8	9	10	11	12
13	14	15	16	17	18	19
20	21	22	23	24	25	26
27	28	29	30	31		

7-Week Grades Due 6:00 pm 8/21  
 8-Week Grades Due 6:00 pm 8/28

Sep-28						
S	M	T	W	T	F	S
					1	2
3	4	5	6	7	8	9
10	11	12	13	14	15	16
17	18	19	20	21	22	23
24	25	26	27	28	29	30

Oct-28						
S	M	T	W	T	F	S
1	2	3	4	5	6	7
8	9	10	11	12	13	14
15	16	17	18	19	20	21
22	23	24	25	26	27	28
29	30	31				

Nov-28						
S	M	T	W	T	F	S
			1	2	3	4
5	6	7	8	9	10	11
12	13	14	15	16	17	18
19	20	21	22	23	24	25
26	27	28	29	30		

Dec-28						
S	M	T	W	T	F	S
					1	2
3	4	5	6	7	8	9
10	11	12	13	14	15	16
17	18	19	20	21	22	23
24	25	26	27	28	29	30
31						

DEAD DAY 12/11

FINALS 12/12-14

Grades Due 6:00 pm 12/18

Fall	
53	Class Day
3	Final Exam Days
4	Faculty Workdays
	SummerClass Days
	Holiday
1	Dead Day
	8 week Summer end
1	Campus Development Day
62	

Jan-29						
S	M	T	W	T	F	S
	1	2	3	4	5	6
7	8	9	10	11	12	13
14	15	16	17	18	19	20
21	22	23	24	25	26	27
28	29	30	31			

Feb-29						
S	M	T	W	T	F	S
				1	2	3
4	5	6	7	8	9	10
11	12	13	14	15	16	17
18	19	20	21	22	23	24
25	26	27	28			

Mar-29						
S	M	T	W	T	F	S
				1	2	3
4	5	6	7	8	9	10
11	12	13	14	15	16	17
18	19	20	21	22	23	24
25	26	27	28	29	30	31

DEAD DAY 3/19

FINALS 3/20-22

Grades Due 6:00 pm 3/26

Winter	
51	Class Day
3	Final Exam Days
2	Faculty Workdays
	SummerClass Days
	Holiday
1	Dead Day
	8 week Summer end
0	Campus Development Day
57	

Apr-29						
S	M	T	W	T	F	S
1	2	3	4	5	6	7
8	9	10	11	12	13	14
15	16	17	18	19	20	21
22	23	24	25	26	27	28
29	30					

May-29						
S	M	T	W	T	F	S
		1	2	3	4	5
6	7	8	9	10	11	12
13	14	15	16	17	18	19
20	21	22	23	24	25	26
27	28	29	30	31		

Jun-29						
S	M	T	W	T	F	S
					1	2
3	4	5	6	7	8	9
10	11	12	13	14	15	16
17	18	19	20	21	22	23
24	25	26	27	28	29	30

DEAD DAY 6/12

FINALS 6/13-15

Grades Due 6:00 pm 6/20

Spring	
49	Class Day
3	Final Exam Days
2	Faculty Workdays
	SummerClass Days
	Holiday
1	Dead Day
	8 week Summer end
1	Campus Development Day
56	

Jul-29						
S	M	T	W	T	F	S
1	2	3	4	5	6	7
8	9	10	11	12	13	14
15	16	17	18	19	20	21
22	23	24	25	26	27	28
29	30	31				

Aug-29						
S	M	T	W	T	F	S
			1	2	3	4
5	6	7	8	9	10	11
12	13	14	15	16	17	18
19	20	21	22	23	24	25
26	27	28	29	30	31	

7-Week Grades Due 6:00 pm 8/20

8-Week Grades Due 6:00 pm 8/27

Sep-29						
S	M	T	W	T	F	S
						1
2	3	4	5	6	7	8
9	10	11	12	13	14	15
16	17	18	19	20	21	22
23	24	25	26	27	28	29
30						

Oct-29						
S	M	T	W	T	F	S
	1	2	3	4	5	6
7	8	9	10	11	12	13
14	15	16	17	18	19	20
21	22	23	24	25	26	27
28	29	30	31			

Nov-29						
S	M	T	W	T	F	S
				1	2	3
4	5	6	7	8	9	10
11	12	13	14	15	16	17
18	19	20	21	22	23	24
25	26	27	28	29	30	

Dec-29						
S	M	T	W	T	F	S
						1
2	3	4	5	6	7	8
9	10	11	12	13	14	15
16	17	18	19	20	21	22
23	24	25	26	27	28	29
30	31					

DEAD DAY 12/11

FINALS 12/12-14

Grades Due 6:00 pm 12/18

Fall	
54	Class Day
3	Final Exam Days
4	Faculty Workdays
	SummerClass Days
	Holiday
1	Dead Day
	8 week Summer end
1	Campus Development Day

Jan-30						
S	M	T	W	T	F	S
		1	2	3	4	5
6	7	8	9	10	11	12
13	14	15	16	17	18	19
20	21	22	23	24	25	26
27	28	29	30	31		

Feb-30						
S	M	T	W	T	F	S
					1	2
3	4	5	6	7	8	9
10	11	12	13	14	15	16
17	18	19	20	21	22	23
24	25	26	27	28		

Mar-30						
S	M	T	W	T	F	S
					1	2
3	4	5	6	7	8	9
10	11	12	13	14	15	16
17	18	19	20	21	22	23
24	25	26	27	28	29	30
31						

DEAD DAY 3/18

FINALS 3/19-21

Grades Due 6:00 pm 3/25

Winter	
49	Class Day
3	Final Exam Days
2	Faculty Workdays
	SummerClass Days
	Holiday
1	Dead Day
	8 week Summer end
1	Campus Development Day

Apr-30						
S	M	T	W	T	F	S
	1	2	3	4	5	6
7	8	9	10	11	12	13
14	15	16	17	18	19	20
21	22	23	24	25	26	27
28	29	30				

May-30						
S	M	T	W	T	F	S
			1	2	3	4
5	6	7	8	9	10	11
12	13	14	15	16	17	18
19	20	21	22	23	24	25
26	27	28	29	30	31	

Jun-30						
S	M	T	W	T	F	S
						1
2	3	4	5	6	7	8
9	10	11	12	13	14	15
16	17	18	19	20	21	22
23	24	25	26	27	28	29
30						

DEAD DAY 6/11

FINALS 6/12-14

Grades Due 6:00 pm 6/18

Spring	
50	Class Day
3	Final Exam Days
2	Faculty Workdays
	SummerClass Days
	Holiday
1	Dead Day
	8 week Summer end
0	Campus Development Day

Jul-30						
S	M	T	W	T	F	S
	1	2	3	4	5	6
7	8	9	10	11	12	13
14	15	16	17	18	19	20
21	22	23	24	25	26	27
28	29	30	31			

Aug-30						
S	M	T	W	T	F	S
				1	2	3
4	5	6	7	8	9	10
11	12	13	14	15	16	17
18	19	20	21	22	23	24
25	26	27	28	29	30	31

7-Week Grades Due 6:00 pm 8/19

8-Week Grades Due 6:00 pm 8/26

Sep-30						
S	M	T	W	T	F	S
1	2	3	4	5	6	7
8	9	10	11	12	13	14
15	16	17	18	19	20	21
22	23	24	25	26	27	28
29	30					

Oct-30						
S	M	T	W	T	F	S
		1	2	3	4	5
6	7	8	9	10	11	12
13	14	15	16	17	18	19
20	21	22	23	24	25	26
27	28	29	30	31		

Nov-30						
S	M	T	W	T	F	S
					1	2
3	4	5	6	7	8	9
10	11	12	13	14	15	16
17	18	19	20	21	22	23
24	25	26	27	28	29	30

Dec-30						
S	M	T	W	T	F	S
1	2	3	4	5	6	7
8	9	10	11	12	13	14
15	16	17	18	19	20	21
22	23	24	25	26	27	28
29	30	31				

DEAD DAY 12/10  
 FINALS 12/11-13  
 Grades Due 6:00 pm 12/17

- Fall**
- 54 Class Day
  - 3 Final Exam Days
  - 4 Faculty Workdays
  - SummerClass Days
  - Holiday
  - 1 Dead Day
  - 8 week Summer end
  - 1 Campus Development Day

Jan-31						
S	M	T	W	T	F	S
			1	2	3	4
5	6	7	8	9	10	11
12	13	14	15	16	17	18
19	20	21	22	23	24	25
26	27	28	29	30	31	

Feb-31						
S	M	T	W	T	F	S
						1
2	3	4	5	6	7	8
9	10	11	12	13	14	15
16	17	18	19	20	21	22
23	24	25	26	27	28	

Mar-31						
S	M	T	W	T	F	S
						1
2	3	4	5	6	7	8
9	10	11	12	13	14	15
16	17	18	19	20	21	22
23	24	25	26	27	28	29
30	31					

DEAD DAY 3/17  
 FINALS 3/18-20  
 Grades Due 6:00 pm 3/24

- Winter**
- 48 Class Day
  - 3 Final Exam Days
  - 2 Faculty Workdays
  - SummerClass Days
  - Holiday
  - 1 Dead Day
  - 8 week Summer end
  - 0 Campus Development Day

Apr-31						
S	M	T	W	T	F	S
	31	1	2	3	4	5
6	7	8	9	10	11	12
13	14	15	16	17	18	19
20	21	22	23	24	25	26
27	28	29	30			

May-31						
S	M	T	W	T	F	S
				1	2	3
4	5	6	7	8	9	10
11	12	13	14	15	16	17
18	19	20	21	22	23	24
25	26	27	28	29	30	31

Jun-31						
S	M	T	W	T	F	S
1	2	3	4	5	6	7
8	9	10	11	12	13	14
15	16	17	18	19	20	21
22	23	24	25	26	27	28
29	30					

DEAD DAY 6/13  
 FINALS 6/16-18  
 Grades Due 6:00 pm 6/23

- Spring**
- 51 Class Day
  - 3 Final Exam Days
  - 2 Faculty Workdays
  - SummerClass Days
  - Holiday
  - 1 Dead Day
  - 8 week Summer end
  - 1 Campus Development Day

Jul-31						
S	M	T	W	T	F	S
		1	2	3	4	5
6	7	8	9	10	11	12
13	14	15	16	17	18	19
20	21	22	23	24	25	26
27	28	29	30	31		

Aug-31						
S	M	T	W	T	F	S
					1	2
3	4	5	6	7	8	9
10	11	12	13	14	15	16
17	18	19	20	21	22	23
24	25	26	27	28	29	30
31						

7-Week Grades Due 6:00 pm 8/18  
 8-Week Grades Due 6:00 pm 8/25

Sep-31						
S	M	T	W	T	F	S
	1	2	3	4	5	6
7	8	9	10	11	12	13
14	15	16	17	18	19	20
21	22	23	24	25	26	27
28	29	30				

Oct-31						
S	M	T	W	T	F	S
			1	2	3	4
5	6	7	8	9	10	11
12	13	14	15	16	17	18
19	20	21	22	23	24	25
26	27	28	29	30	31	

Nov-31						
S	M	T	W	T	F	S
						1
2	3	4	5	6	7	8
9	10	11	12	13	14	15
16	17	18	19	20	21	22
23	24	25	26	27	28	29
30						

Dec-31						
S	M	T	W	T	F	S
	1	2	3	4	5	6
7	8	9	10	11	12	13
14	15	16	17	18	19	20
21	22	23	24	25	26	27
28	29	30	31			

DEAD DAY 12/8

FINALS 12/9-11

Grades Due 6:00 pm 12/15

Fall	
53	Class Day
3	Final Exam Days
4	Faculty Workdays
	SummerClass Days
	Holiday
1	Dead Day
	8 week Summer end
1	Campus Development D
62	

Jan-32						
S	M	T	W	T	F	S
				1	2	3
4	5	6	7	8	9	10
11	12	13	14	15	16	17
18	19	20	21	22	23	24
25	26	27	28	29	30	31

Feb-32						
S	M	T	W	T	F	S
1	2	3	4	5	6	7
8	9	10	11	12	13	14
15	16	17	18	19	20	21
22	23	24	25	26	27	28
29						

Mar-32						
S	M	T	W	T	F	S
	1	2	3	4	5	6
7	8	9	10	11	12	13
14	15	16	17	18	19	20
21	22	23	24	25	26	27
28	29	30	31			

DEAD DAY 3/19

FINALS 3/22-24

Grades Due 6:00 pm 3/26

Winter	
51	Class Day
3	Final Exam Days
2	Faculty Workdays
	SummerClass Days
	Holiday
1	Dead Day
	8 week Summer end
1	Campus Development D
58	

Apr-32						
S	M	T	W	T	F	S
				1	2	3
4	5	6	7	8	9	10
11	12	13	14	15	16	17
18	19	20	21	22	23	24
25	26	27	28	29	30	

May-32						
S	M	T	W	T	F	S
						1
2	3	4	5	6	7	8
9	10	11	12	13	14	15
16	17	18	19	20	21	22
23	24	25	26	27	28	29
30	31					

Jun-32						
S	M	T	W	T	F	S
		1	2	3	4	5
6	7	8	9	10	11	12
13	14	15	16	17	18	19
20	21	22	23	24	25	26
27	28	29	30			

DEAD DAY 6/14

FINALS 6/15-17

Grades Due 6:00 pm 6/22

Spring	
49	Class Day
3	Final Exam Days
2	Faculty Workdays
	SummerClass Days
	Holiday
1	Dead Day
	8 week Summer end
0	Campus Development D
55	

Jul-32						
S	M	T	W	T	F	S
				1	2	3
4	5	6	7	8	9	10
11	12	13	14	15	16	17
18	19	20	21	22	23	24
25	26	27	28	29	30	31

Aug-32						
S	M	T	W	T	F	S
1	2	3	4	5	6	7
8	9	10	11	12	13	14
15	16	17	18	19	20	21
22	23	24	25	26	27	28
29	30	31				

7-Week Grades Due 6:00 pm 8/23

8-Week Grades Due 6:00 pm 8/30

**ACTION:                      Approval of Fiscal Year 2025-26 (FY 26)**  
**Tuition, Fees and Waiver Schedules**

**Background**

Tuition and mandatory fee schedules are established by the State Board for Community and Technical Colleges (SBCTC) for resident and non-resident lower division (associate degree and certificate) and upper division (baccalaureate) programs. The enclosed tuition schedules implement the College Affordability Program of 2015, which allows resident tuition to increase by an inflation factor linked to median wages in Washington. Specifically, as required by RCW 28B.15.067(2), tuition operating fees for resident undergraduates may increase by no more than the average annual median hourly wage for Washington for the previous fourteen years. Based on May 2023 data released by the Bureau of Labor Statistics, 3.3 percent is the percentage growth rate and the maximum authorized increase to operating fees for the 2025-26 academic year. The tuition and mandatory fees increase results in an annual increase of \$163.05 for a full-time resident student enrolled in 15 credits at Spokane Colleges (SCC or SFCC).

**Spokane Colleges (SCC, SFCC) Lower Division Tuition & Fees, FY 2025-26**

	<b>Resident</b>	<b>Non-Resident</b>	<b>Non-Resident w/Waiver</b>
From 1-10 credit hours, per credit	\$131.96	\$339.30	\$171.66
From 11-18 credit hours, per credit	\$65.09	\$73.57	\$66.92
19+ credit hours	\$118.39	\$325.73	\$141.20

<b>15 credits</b>	<b>Resident</b>	<b>Non-Resident</b>	<b>Non-Resident w/Waiver</b>
Annual	\$4,935.15	\$11,282.55	\$6,153.60
Quarterly	\$1,645.05	\$3,760.85	\$2,051.20

**Waivers**

Waivers authorized by the Legislature and the SBCTC are available to many students. The recommended tuition schedules include authorized tuition waivers. Depending on the waiver category, rates continue unchanged from year to year or are adjusted based on the authorized tuition increase. Following the March 2025 Board meeting, additional review of the Non-Resident with Operating Fee Waiver was completed, and slight adjustments were made to this waiver category. Students who are US citizens or who have Immigration and Naturalization Service "permanent resident" or "resident alien" status are authorized to receive a reduction (waiver) from the full non-resident international operating fee portion of tuition. The discount applies to the established operating fees charged to non-resident international students; the waiver does not apply to the building and S&A fees portion of tuition. The operating fee waiver

is locally determined and approved by the Board of Trustees. As noted in the table below, the waiver varies depending on a student's credit load, but in all cases the tuition differential is less than rates paid by non-resident international students, and more than tuition charged to resident students. Assessed tuition for these students reflects a discount of approximately 75% when compared to non-resident international student rates. The waiver is reviewed annually and adjusted for consistency across all credit levels. As noted previously, students eligible for this waiver pay Building and Services & Activities (S&A) fees at full non-resident rates.

	<b>Resident Operating Fee</b>	<b>Non-Resident Operating Fee</b>	<b>Non-Resident w/Waiver Operating Fee</b>
From 1-10 credit hours, per credit	\$102.95	\$291.31	\$123.67
From 11-18 credit hours, per credit	\$51.80	\$59.27	\$52.62
19+ credit hours	\$118.39	\$325.73	\$141.20

The attached Tuition Schedules and Waiver Summary establish tuition and waiver rates for academic year 2025-26, beginning fall quarter. The proposal reflects the current authority approved by the State Board for Community Colleges in December 2024 and is subject to change based on legislative action.

### **Recommendation**

It is recommended that the Board of Trustees approve the Fiscal Year 2025-26 tuition and waiver schedules as presented.

### **Attachments:**

1. Spokane Colleges FY 2025-26 Tuition and Waivers Summary
2. FY 2025-26 Spokane Colleges Waiver Summary

Report Prepared by: Brandy Browning, CPA  
Director of Accounting and Budget

Presented by: Dr. Linda McDermott, CPA  
Chief Financial Officer  
April 15, 2025



**Spokane Colleges**  
**Tuition Schedules for 2025-26**

**Tuition and Fees per Credit for State-Funded Classes**  
**Associate Degree and Certificate (Lower Division) Classes**  
Rates subject to change. See below for information on mandatory fees.

No. of Credits	Washington Resident	Non-resident International	Non-Resident w/ Operating Fee Waiver (Out-of- State US Citizen)	Eligible Veterans
1-10 Credits	\$ 131.96	\$ 339.30	\$ 171.66	\$ 105.57
11-18 Credits	\$ 65.09	\$ 73.57	\$ 66.92	\$ 52.07
19+ Credits	\$ 118.39	\$ 325.73	\$ 141.20	\$ 94.71
Vocational Credits	\$ 20.00	\$ 52.62	\$ 50.94	\$ 16.00
.3 Credit Minimum	\$ 39.59	\$ 101.79	\$ 51.50	\$ 31.67
1	\$ 131.96	\$ 339.30	\$ 171.66	\$ 105.57
2	\$ 263.92	\$ 678.60	\$ 343.32	\$ 211.14
3	\$ 395.88	\$ 1,017.90	\$ 514.98	\$ 316.72
4	\$ 527.84	\$ 1,357.20	\$ 686.64	\$ 422.29
5	\$ 659.80	\$ 1,696.50	\$ 858.30	\$ 527.86
6	\$ 791.76	\$ 2,035.80	\$ 1,029.96	\$ 633.43
7	\$ 923.72	\$ 2,375.10	\$ 1,201.62	\$ 739.00
8	\$ 1,055.68	\$ 2,714.40	\$ 1,373.28	\$ 844.58
9	\$ 1,187.64	\$ 3,053.70	\$ 1,544.94	\$ 950.15
10	\$ 1,319.60	\$ 3,393.00	\$ 1,716.60	\$ 1,055.72
11	\$ 1,384.69	\$ 3,466.57	\$ 1,783.52	\$ 1,107.79
12	\$ 1,449.78	\$ 3,540.14	\$ 1,850.44	\$ 1,159.86
13	\$ 1,514.87	\$ 3,613.71	\$ 1,917.36	\$ 1,211.94
14	\$ 1,579.96	\$ 3,687.28	\$ 1,984.28	\$ 1,264.01
15	\$ 1,645.05	\$ 3,760.85	\$ 2,051.20	\$ 1,316.08
16	\$ 1,710.14	\$ 3,834.42	\$ 2,118.12	\$ 1,368.15
17	\$ 1,775.23	\$ 3,907.99	\$ 2,185.04	\$ 1,420.22
18	\$ 1,840.32	\$ 3,981.56	\$ 2,251.96	\$ 1,472.30
19	\$ 1,958.71	\$ 4,307.29	\$ 2,393.16	\$ 1,567.01
20	\$ 2,077.10	\$ 4,633.02	\$ 2,534.36	\$ 1,661.72
21	\$ 2,195.49	\$ 4,958.75	\$ 2,675.56	\$ 1,756.43
22	\$ 2,313.88	\$ 5,284.48	\$ 2,816.76	\$ 1,851.14
23	\$ 2,432.27	\$ 5,610.21	\$ 2,957.96	\$ 1,945.86
24	\$ 2,550.66	\$ 5,935.94	\$ 3,099.16	\$ 2,040.57
25	\$ 2,669.05	\$ 6,261.67	\$ 3,240.36	\$ 2,135.28
Vocational Rates for 19+ credits - for students enrolled exclusively in vocational preparatory programs.				
19	\$ 1,860.32	\$ 4,034.18	\$ 2,304.58	\$ 1,488.30
20	\$ 1,880.32	\$ 4,086.80	\$ 2,357.20	\$ 1,504.30
21	\$ 1,900.32	\$ 4,139.42	\$ 2,409.82	\$ 1,520.30
22	\$ 1,920.32	\$ 4,192.04	\$ 2,462.44	\$ 1,536.30
23	\$ 1,940.32	\$ 4,244.66	\$ 2,515.06	\$ 1,552.29
24	\$ 1,960.32	\$ 4,297.28	\$ 2,567.68	\$ 1,568.29
25	\$ 1,980.32	\$ 4,349.90	\$ 2,620.30	\$ 1,584.30

## Spokane Colleges Tuition Schedules for 2025-26

### Tuition and Fees per Credit for State-Funded Classes

#### Applied Baccalaureate (Upper Division) Classes

Rates subject to change. See below for information on mandatory fees.

No. of Credits	Washington Resident	Non-resident International	Non-Resident w/ Operating Fee Waiver (Out-of- State US Citizen)	Eligible Veterans
1-10 Credits	\$ 255.94	\$ 718.88	\$ 322.02	\$ 204.75
11-18 Credits	\$ 13.30	\$ 14.30	\$ 14.30	\$ 10.64
19+ Credits	\$ 242.37	\$ 705.31	\$ 308.46	\$ 193.90
1	\$ 255.94	\$ 718.88	\$ 322.02	\$ 204.75
2	\$ 511.88	\$ 1,437.76	\$ 644.04	\$ 409.50
3	\$ 767.82	\$ 2,156.64	\$ 966.07	\$ 614.25
4	\$ 1,023.76	\$ 2,875.52	\$ 1,288.09	\$ 819.00
5	\$ 1,279.70	\$ 3,594.40	\$ 1,610.11	\$ 1,023.75
6	\$ 1,535.64	\$ 4,313.28	\$ 1,932.13	\$ 1,228.50
7	\$ 1,791.58	\$ 5,032.16	\$ 2,254.16	\$ 1,433.25
8	\$ 2,047.52	\$ 5,751.04	\$ 2,576.18	\$ 1,638.00
9	\$ 2,303.46	\$ 6,469.92	\$ 2,898.20	\$ 1,842.75
10	\$ 2,559.40	\$ 7,188.80	\$ 3,220.22	\$ 2,047.50
11	\$ 2,572.69	\$ 7,203.10	\$ 3,234.53	\$ 2,058.14
12	\$ 2,585.98	\$ 7,217.40	\$ 3,248.83	\$ 2,068.78
13	\$ 2,599.27	\$ 7,231.70	\$ 3,263.14	\$ 2,079.41
14	\$ 2,612.56	\$ 7,246.00	\$ 3,277.44	\$ 2,090.05
15	\$ 2,625.85	\$ 7,260.30	\$ 3,291.74	\$ 2,100.69
16	\$ 2,639.14	\$ 7,274.60	\$ 3,306.05	\$ 2,111.33
17	\$ 2,652.43	\$ 7,288.90	\$ 3,320.35	\$ 2,121.97
18	\$ 2,665.72	\$ 7,303.20	\$ 3,334.66	\$ 2,132.60
19	\$ 2,908.09	\$ 8,008.51	\$ 3,643.11	\$ 2,326.50
20	\$ 3,150.46	\$ 8,713.82	\$ 3,951.57	\$ 2,520.40
21	\$ 3,392.83	\$ 9,419.13	\$ 4,260.02	\$ 2,714.29
22	\$ 3,635.20	\$ 10,124.44	\$ 4,568.48	\$ 2,908.19
23	\$ 3,877.57	\$ 10,829.75	\$ 4,876.94	\$ 3,102.08
24	\$ 4,119.94	\$ 11,535.06	\$ 5,185.39	\$ 3,295.98
25	\$ 4,362.31	\$ 12,240.37	\$ 5,493.85	\$ 3,489.88

Upper division tuition and fees will be charged for upper division courses. For students taking both upper and lower division courses in the same quarter: - Generally, colleges must charge lower division tuition and fees for lower division courses and upper division tuition and fees for upper division courses. However, in those instances where the upper and lower division credit combination would result in the student paying more than he or she would if paying for all credits based on the upper division schedule, the college must charge tuition and fees for both upper and lower division credits based on the upper division tuition and fee schedule. (See SBCTC Policy 5.80.3.b.)

A calculator has been developed to assist colleges in determining how much tuition to charge a student taking both upper and lower division courses. The 2025-26 BAS Tuition Calculator has been posted to the State Board website at:

<http://www.sbctc.edu/colleges-staff/collegeaccess/baccalaureate-tuition-calculator.aspx>

## Spokane Colleges Tuition Schedules for 2025-26

### Quarterly/Annual Tuition and Mandatory Fees Lower Division (Associate and Certificate Programs)

Quarterly Full-time Tuition and Fees		SCC	SFCC
Tuition	Resident	\$ 1,645.05	\$ 1,645.05
	Non-Resident Out-of-State	\$ 2,051.20	\$ 2,051.20
	Non-Resident International	\$ 3,760.85	\$ 3,760.85
Mandatory Fees	Registration	\$ 20.00	\$ 20.00
	Technology	\$ 40.00	\$ 40.00
	Comprehensive	\$ 40.00	\$ 40.00
	**Student Bus Pass Fee	\$ -	\$ -
	SCC Health Clinic	\$ 12.00	\$ -
	SFCC Gym Renovation	\$ -	\$ 129.75
	<b>Total Resident</b>	<b>\$ 1,757.05</b>	<b>\$ 1,874.80</b>
	<b>Total Non-Resident</b>	<b>\$ 2,163.20</b>	<b>\$ 2,280.95</b>
	<b>Total International</b>	<b>\$ 3,872.85</b>	<b>\$ 3,990.60</b>

Annual Full-time Tuition and Fees		SCC	SFCC
Tuition	Resident	\$ 4,935.15	\$ 4,935.15
	Non-Resident Out-of-State	\$ 6,153.60	\$ 6,153.60
	Non-Resident International	\$ 11,282.55	\$ 11,282.55
Mandatory Fees	Registration	\$ 60.00	\$ 60.00
	Technology	\$ 120.00	\$ 120.00
	Comprehensive	\$ 120.00	\$ 120.00
	**Student Bus Pass Fee	\$ -	\$ -
	SCC Health Clinic	\$ 36.00	\$ -
	SFCC Gym Renovation	\$ -	\$ 389.25
	<b>Total Resident</b>	<b>\$ 5,271.15</b>	<b>\$ 5,624.40</b>
	<b>Total Non-Resident</b>	<b>\$ 6,489.60</b>	<b>\$ 6,842.85</b>
	<b>Total International</b>	<b>\$ 11,618.55</b>	<b>\$ 11,971.80</b>

*Rates are subject to change. Certain classes may charge lab and course fees. Cost of books and other materials varies based on program and class enrollment.*

Refunds of tuition and fees: 100% refunded if the student withdraws before the sixth day of instruction; 50% refund if the student withdraws on sixth day of instruction to the twentieth calendar day. Some fees are non-refundable; see the fee schedule for further information. Refund dates for classes which do not follow the regular college calendar are proportional to the length of a standard quarter.

Tuition and Fees as defined by the Washington Legislature include operating fees, building fees, and student services and activities fees. Colleges may add additional administrative, use, and class fees.

Spokane Colleges charges certain mandatory fees in addition to tuition. These include:

Registration Fee	\$20.00 per quarter
Student-voted Technology Fee	\$4.00 per credit up to \$40 per quarter
Student-voted Comprehensive Fee for SCC & SFCC	\$40.00 per quarter
Student-voted SCC Health Clinic Fee	\$12.00 per quarter
Student-voted SFCC Gym Renovation Fee (SFCC only)	\$8.65 per credit
**Student-voted Bus Pass Fee	\$0.00 per quarter

**Spokane Colleges**  
**Tuition Schedules for 2025-26**

**Estimated Upper Division (Applied Baccalaureate Programs)**

<b>Annual Full-time Tuition and Fees *</b>		<b>SCC</b>		<b>SFCC</b>	
Tuition	Resident	\$	7,877.54	\$	7,877.54
	Non-Resident Out-of-State	\$	9,875.23	\$	9,875.23
	Non-Resident International	\$	21,780.89	\$	21,780.89
Mandatory Fees	Registration	\$	60.00	\$	60.00
	Technology	\$	120.00	\$	120.00
	Comprehensive	\$	120.00	\$	120.00
	**Student Bus Pass Fee	\$	-	\$	-
	SCC Health Clinic	\$	36.00		
	SFCC Gym Renovation			\$	389.25
Total Resident		\$	8,213.54	\$	8,566.79
Total Non-Resident		\$	10,211.23	\$	10,564.48
Total International		\$	22,116.89	\$	22,470.14

\* Quarterly rates will vary depending on mix of upper and lower division classes

\*\* Collection of the Bus Pass Fee \$22 Quarterly (\$66 Annually) has been suspended for 2025-26.

## Spokane Colleges

### Waiver Information for 2025-26

Spokane Colleges recognizes various tuition waivers and residency classifications that have been established by the state legislature and State Board for Community and Technical Colleges. This summary outlines the types of waivers that may be available to students. Specific eligibility will be determined at the time of admission or registration. These are only summaries of available waivers. For more detail, see the resources listed at the bottom of the page.

#### Mandatory Waivers

Mandatory waivers of tuition, services and activities fees and most other fees are available for:

- Children or spouses of deceased or disabled Law Enforcement Officers/Firefighters
- Children/eligible spouses of 100% disabled, deceased, or POW/MIA veterans or national guard members
- Wrongfully Convicted Persons (Felons), Children, Stepchildren & Adopted Children

#### SBCTC Mandatory Waivers

- Adult Basic Education, English as a Second Language, and GED® Preparation
- Apprenticeship

#### Resident Tuition Rates

Students who qualify in the following categories will be charged in-state resident tuition rates:

- Congressional Dependents
- High School Completion - Non-residents planning permanent residency
- Non-resident Higher Education Employees (at least half-time)
- International Student Exchange
- Refugees, Spouses and Dependents
- Active Duty Military and Dependents
- Native American
- In-State High School Graduates
- Spouses and Dependents of Active Duty Military Transferred out of WA
- E-3, H-1, L Visa Holders and Family Members (meeting criteria)
- Person, Spouse or Child Eligible for Veterans Administration education benefits (meeting criteria)

#### Non-Resident With Operating Fee Waiver Tuition Rates (Out-of-state US Citizens waiver of non-resident international rates)

Students who are US citizens or who have Immigration and Naturalization Service "permanent resident" or "resident alien" status receive a reduction (waiver) from full non-resident tuition rates. The "non-resident tuition with operating fee waiver" rate reflects a discount from the established operating fees charged to non-resident international students. The operating fee waiver is a locally established waiver as approved by the Board of Trustees. A discount (waiver) does not apply to building and S & A fees. Spokane Colleges has established a non-resident tuition with waiver rate that is set at the resident operating fee rate plus an additional amount that is 11% of the difference between resident and non-resident operating fees. Additionally, students charged the non-resident tuition with waiver rate will incur Building and Services & Activities (S&A) fees at the same rates as non-resident students.

#### Space-Available Waivers

Students 60 years of age or older may, on a space available basis, enroll in classes on an audit basis for up to two classes, at \$2.50 per class.

State employees employed half-time or more and certain instructional staff at public and common schools may enroll in state-support credit classes up to six credits per quarter, on a space available basis; students must pay registration fees and \$25.00 per class.

Community Colleges of Spokane employees employed half-time or more may enroll in state-support credit classes up to six credits per quarter, on a space available basis; students must pay registration fees and \$25.00 per class.

#### Vocational Program Excess Credit Rates

Students enrolled exclusively in required courses in vocational preparatory programs will be charged a reduced rate for each credit hour in excess of eighteen credits.

## Spokane Colleges

### Waiver Information for 2025-26

#### Athletic Waivers

Students who meet and maintain eligibility requirements through Spokane Colleges Athletics Department may receive an Athletic Waiver. The waiver is established by the State Board for Community and Technical Colleges, and waives \$411.26 of a student's tuition.

#### Running Start

Running Start students are not charged tuition for up to 15 enrolled college level credits (courses 100 and above) each quarter (including Summer), depending on the course load at their high school. They must pay certain mandatory, lab and course fees. For additional credits, they will be charged applicable tuition and fees. Students qualifying for a low-income waiver (students who qualify for "free or reduced price lunch" as documented by their high school) will receive a further waiver of most fees.

#### Military and Veterans Waivers

Active duty military and dependents; spouses and dependents of active duty military transferred out of Washington; and persons, spouses or children eligible for Veterans Administration education benefits will be charged in-state resident tuition rates. Certain restrictions apply. Consult the registrar's office for more information.

Active duty military enrolled under the Department of Defense Tuition Assistance program, which provides limited funding of tuition, will pay only the Operating Fee portion of the in-state resident tuition rate.

A veteran tuition rate (80% of resident tuition rates) is available to eligible veterans or National Guard members meeting certain eligibility criteria.

Waivers offered for lower division (associate/certificate) credit programs generally apply to upper division (baccalaureate) programs.

#### "Ungraded" and Course-Based Waivers

Students enrolled in Adult Basic Education, English as a Second Language, High School Equivalency preparation, Emergency Medical Technician and Paramedic Continuing Education, Farm Management and Small Business Management, Industrial First Aid, Journeyperson, Parent Education, and Retirement classes will be charged tuition according to State Board for Community and Technical College rates; see the Tuition Schedule for these rates. Ungraded courses are defined as "not categorized by level of instruction;" they may confer credit and assign letter grades.

#### High School + (HS+) and HS+ College

The High School+ (HS+) program, is for adults 18-years-old and older who do not have a high school diploma. The HS+ program combines credit for previous experience, competency-based options, and high school courses. The HS+ program serves as a foundational component of the "Guided Pathways" framework. **HS+ College** is a component of HS+ which allows students to enroll in college-level, credit bearing courses to meet high school diploma requirements.

HS+ students are charged the Basic Skills – Basic Education for Adults (BEaA) quarterly tuition rate set by the SBCTC. The current Basic Skills tuition rate for BEaA programs is \$25.00 per quarter unless the student is granted a waiver.

To be eligible for the HS+ College waiver, students are enrolled in the HS+ program. Students are designated as HS+ students and receive support from college faculty and staff (e.g., counselors, pathway specialists, instructional faculty, etc.) throughout the program. College course options are designed to provide clear transition pathways for students while they are completing their high school diploma. The tuition and fees rate is \$0.00 per college level credit, for up to ten (10) cumulative college level credits in the HS+ College program.

## **Spokane Colleges Waiver Information for 2025-26**

For more information, see:

[State Board for Community and Technical Colleges Tuition Waivers \(http://www.sbctc.edu/colleges-staff/programs-services/tuition-fees/tuition-waivers/\)](http://www.sbctc.edu/colleges-staff/programs-services/tuition-fees/tuition-waivers/)

[Revised Code of Washington, College and University Fees \(http://app.leg.wa.gov/RCW/default.aspx?cite=28B.15\)](http://app.leg.wa.gov/RCW/default.aspx?cite=28B.15)

[Ungraded Courses \(http://app.leg.wa.gov/WAC/default.aspx?cite=131-28-026\)](http://app.leg.wa.gov/WAC/default.aspx?cite=131-28-026)

**ACTION:                   Approval of Fiscal Year 2025-26 (FY 26)**  
**Lab & Course Fees, Administrative & Use Fees**

**Background**

Spokane Colleges conducted their annual review of administrative, use, and lab and course fees. The proposed fee schedules, effective fall quarter 2025 are attached.

Proposed changes to administrative/use fees include parking fees and the suspension of the \$22 per quarter student bus pass fee. The student government organizations at SCC and SFCC voted unanimously to suspend the bus pass fee in FY 26 due to accumulated revenue available in the Student Bus Pass Fee fund. The quarterly fee is suspended for all students for academic year 2025-2026. The associated student governments of SCC and SFCC review the fee annually and make recommendations for its collection in future years. The parking fee increase aligns with the Parking Task Force's recommendation.

Campus departments and college leadership thoroughly review and recommend lab and course fee. Fee increases are limited to the authorized fiscal growth factor (6.2% for FY 26); most fee changes are less than the authorized limit. Attachment 2 includes the detailed listing of recommended Lab and Course fees by college for FY 26.

Following the March 2025 Board meeting, the SCC Curriculum Committee approved two new course prefixes starting in Fall Quarter 2025. The changes are recommended for the Expanded Function Dental Auxiliary Program (EFDA), formerly DENT, and the Engineering Design Technician Program (EDT), formerly CAD. These prefix changes are clerical and do not affect the requested Lab & Course Fee amounts for the courses within these departments.

**Recommendation**

It is recommended that the Board of Trustees approve the Fiscal Year 2025-26 Administrative / Use, and Lab and Course fees effective fall quarter 2025.

**Attachments:**

1. SCC Lab & Course Fees
2. SFCC Lab & Course Fees
3. Admin & User Fees
4. Bus Fee Suspension Memo FY26 Final

Report Prepared by: Brandy Browning, CPA  
 Director of Budget and Planning

Presented by: Dr. Linda McDermott, CPA  
 Chief Financial Officer  
 April 15, 2025



## Lab and Course Fee Final for Fiscal Year : 2026

College	Dept Name	Subject	Class Type	Course Numbers	Charge Unit	Current Fee	Proposed Fee	Fee Change	Refund-able
SCC									
SCC	Auto Collision/Refinish Tech	ABF	LAB	111, 112	per course	89.71	95.46	5.75	N
SCC	Auto Collision/Refinish Tech	ABF	LAB	115, 116, 117, 123, 124, 244	per course	93.36	99.34	5.98	N
SCC	Auto Collision/Refinish Tech	ABF	LAB	125	per course	87.74	93.36	5.62	N
SCC	Auto Collision/Refinish Tech	ABF	LAB	133, 134, 135, 136, 137, 138, 139, 141	per course	94.42	100.47	6.05	N
SCC	Auto Collision/Refinish Tech	ABF	LAB	140	per course	103.7	110.35	6.65	N
SCC	Auto Collision/Refinish Tech	ABF	LAB	181, 183	per course	186.2	198.14	11.94	N
SCC	Auto Collision/Refinish Tech	ABF	LAB	270, 271, 272, 273	per course	75.04	79.85	4.81	N
SCC	Business Management	ACCT	LEC	141	per credit	3.8	3.8	0.00	
<del>SCC</del>	<del>Business Management</del>	<del>ACCT</del>	<del>LEC</del>	<del>142</del>	<del>per course</del>	<del>90</del>	<del>0</del>	<del>(90.00)</del>	<del>N</del>
SCC	Environmental Sciences	AGGEN	LAB	151	per course	45.26	48.16	2.90	
SCC	Environmental Sciences	AGGEN	LAB	156	per course	58.58	62.33	3.75	
SCC	Environmental Sciences	AGHRT	LEC	101, 104	per course	5.63	5.99	0.36	
SCC	Environmental Sciences	AGHRT	LAB	102	per course	25.16	26.77	1.61	
SCC	Environmental Sciences	AGHRT	LAB	103	per course	22.51	23.95	1.44	
SCC	Environmental Sciences	AGHRT	LAB	105, 106, 107, 108, 219	per course	19.98	21.26	1.28	
SCC	Environmental Sciences	AGHRT	LAB	109	per course	33.76	35.92	2.16	
SCC	Environmental Sciences	AGHRT	LAB	110, 112	per course	14.64	15.58	0.94	
SCC	Environmental Sciences	AGHRT	LAB	111	per course	67.53	71.86	4.33	
SCC	Environmental Sciences	AGHRT	LAB	115	per course	45.02	47.91	2.89	
SCC	Environmental Sciences	AGHRT	LEC	116	per course	7.98	8.49	0.51	
SCC	Environmental Sciences	AGHRT	LAB	126	per course	4	4.26	0.26	
SCC	Environmental Sciences	AGHRT	LAB	184, 185	per course	2.66	2.83	0.17	
SCC	Environmental Sciences	AGHRT	LAB	195	per course	3	3	0.00	N
SCC	Environmental Sciences	AGHRT	LAB	201, 206	per course	90.54	96.34	5.80	
SCC	Environmental Sciences	AGHRT	LEC	202	per course	17.31	18.42	1.11	
SCC	Environmental Sciences	AGHRT	LAB	204	per course	46.6	49.59	2.99	
SCC	Environmental Sciences	AGHRT	LAB	205	per course	51.92	55.25	3.33	
SCC	Environmental Sciences	AGHRT	LAB	211	per course	41.27	43.92	2.65	
SCC	Environmental Sciences	AGHRT	LAB	225	per course	6.66	7.09	0.43	
SCC	Environmental Sciences	AGHRT	LAB	226	per course	47.93	51	3.07	
SCC	Environmental Sciences	AGHRT	LEC	228	per course	11.97	12.74	0.77	
SCC	Environmental Sciences	AGHRT	LAB	230	per course	15.98	17	1.02	
SCC	Environmental Sciences	AGHRT	LEC	232	per course	10.65	11.33	0.68	
SCC	Environmental Sciences	AGHRT	LEC	234	per course	6.66	7.09	0.43	
SCC	Environmental Sciences	AGHRT	LAB	235	per course	9.32	9.92	0.60	
SCC	Environmental Sciences	AGHRT	LAB	236	per course	22.62	24.07	1.45	
SCC	Environmental Sciences	AGHRT	LAB	237	per course	106.52	113.35	6.83	
SCC	Environmental Sciences	AGHRT	LEC	238	per course	22.51	23.95	1.44	
SCC	HVAC and Refrigeration	AIRC	LAB	106, 108, 109, 203, 205, 207	per course	103.76	110.41	6.65	
SCC	HVAC and Refrigeration	AIRC	LAB	107, 110, 137, 204, 206, 208, 265	per course	328.08	349.11	21.03	N
SCC	HVAC and Refrigeration	AIRC	LAB	125	per course	140.71	149.73	9.02	
SCC	HVAC and Refrigeration	AIRC	LAB	262	per course	31.7	33.73	2.03	
SCC	Applied Education	APLED	LEC	112	per course	22.61	22.61	0.00	N
SCC	Aquatics	AQUAT	LAB	224, 230	per course	7	7	0.00	
SCC	Aquatics	AQUAT	LAB	224, 230	per course	8	8	0.00	N

## Lab and Course Fee Final for Fiscal Year : 2026

SCC	Aviation Maintenance Tech	ARCFT	LEC	115	per course	57.03	60.69	3.66	N
SCC	Aviation Maintenance Tech	ARCFT	LAB	116, 118, 140, 236, 238, 246	per course	92.47	98.4	5.93	N
SCC	Aviation Maintenance Tech	ARCFT	LAB	120, 136, 138, 248, 256	per course	94.55	100.61	6.06	N
SCC	Aviation Maintenance Tech	ARCFT	LEC	137, 245	per course	30.36	32.31	1.95	N
SCC	Aviation Maintenance Tech	ARCFT	LAB	258, 276	per course	94.37	100.42	6.05	N
SCC	Architectural Technology	ARCHT	LAB	122, 126	per course	70.56	75.08	4.52	N
SCC	Architectural Technology	ARCHT	LAB	132	per course	73.39	78.09	4.70	N
SCC	Architectural Technology	ARCHT	LAB	242, 252, 262	per course	88.09	93.74	5.65	N
SCC	Social Science/Humanities	ART	LEC	112	per course	0	10	10.00	
SCC	Social Science/Humanities	ART&	LEC	100	per course	0	10	10.00	
SCC	Automotive Technology	AUTO	LEC	100	per course	9.26	9.85	0.59	N
SCC	Automotive Technology	AUTO	LAB	102	per course	28.06	28.06	0.00	N
SCC	Automotive Technology	AUTO	LAB	104	per course	31.55	31.55	0.00	N
SCC	Automotive Technology	AUTO	LAB	104, 123, 136, 261, 286	per course	95.5	101.37	5.87	
SCC	Automotive Technology	AUTO	LAB	110	per course	88.83	88.83	0.00	N
SCC	Automotive Technology	AUTO	LEC	111, 113, 115, 117, 119, 129	per course	95.5	101.37	5.87	
SCC	Automotive Technology	AUTO	LAB	112, 114, 130	per course	76.92	81.85	4.93	N
SCC	Automotive Technology	AUTO	LAB	116	per course	140.96	150	9.04	N
SCC	Automotive Technology	AUTO	LAB	118	per course	119.67	119.67	0.00	N
SCC	Automotive Technology	AUTO	LAB	120	per course	129.25	129.25	0.00	N
SCC	Automotive Technology	AUTO	LAB	123	per course	63.75	63.75	0.00	N
SCC	Automotive Technology	AUTO	LAB	126	per course	91.86	91.86	0.00	N
SCC	Automotive Technology	AUTO	LEC	131, 211	per course	95.5	67.37	(28.13)	
SCC	Automotive Technology	AUTO	LAB	132	per course	75.91	80.78	4.87	N
SCC	Automotive Technology	AUTO	LAB	136	per course	30.46	30.46	0.00	N
SCC	Automotive Technology	AUTO	LAB	137	per course	20.35	20.35	0.00	N
SCC	Automotive Technology	AUTO	LAB	137, 263	per course	95.5	67.37	(28.13)	
SCC	Automotive Technology	AUTO	LAB	212	per course	178.5	178.5	0.00	N
SCC	Automotive Technology	AUTO	LAB	237, 238, 239	per course	31.43	31.43	0.00	N
SCC	Automotive Technology	AUTO	LAB	260	per course	45.89	45.89	0.00	N
SCC	Automotive Technology	AUTO	LAB	260	per course	95.5	165.68	70.18	
SCC	Automotive Technology	AUTO	LAB	261, 263	per course	115.7	115.7	0.00	N
SCC	Automotive Technology	AUTO	LAB	270	per course	96.14	102.3	6.16	N
SCC	Automotive Technology	AUTO	LAB	286	per course	128.51	128.51	0.00	N
SCC	Electronics Engineering Tech	AVIO&	LAB	103	per course	65.74	65.74	0.00	N
SCC	Electronics Engineering Tech	AVIO&	LAB	104	per course	98.62	98.62	0.00	N
SCC	Electronics Engineering Tech	AVIO&	LAB	201	per course	118.34	118.34	0.00	N
SCC	Electronics Engineering Tech	AVIO&	LAB	202, 203	per course	124.04	124.04	0.00	N
SCC	Hospitality	BAK	LAB	101	per course	716.84	762.79	45.95	N
SCC	Hospitality	BAK	LAB	110	per course	71.09	75.65	4.56	
SCC	Hospitality	BAK	LAB	111	per course	71.6	76.19	4.59	
SCC	Hospitality	BAK	LAB	120	per course	67.01	71.31	4.30	
SCC	Hospitality	BAK	LAB	121, 130, 131, 248	per course	61.03	64.94	3.91	
SCC	Hospitality	BAK	LAB	140	per course	124.17	132.13	7.96	
SCC	Biomedical Equipment Tech	BIOEQ	LAB	111	per course	0	50	50.00	N
SCC	Biomedical Equipment Tech	BIOEQ	LAB	113	per course	0	80	80.00	N
SCC	Biomedical Equipment Tech	BIOEQ	LAB	134	per course	0	100	100.00	N

SCC	Biomedical Equipment Tech	BIOEQ	LAB	142	per course	0	200	200.00	N
SCC	Biomedical Equipment Tech	BIOEQ	LAB	212	per course	0	65	65.00	N
SCC	Biomedical Equipment Tech	BIOEQ	LEC	232	per course	0	190	190.00	N
SCC	Biomedical Equipment Tech	BIOEQ	LAB	234	per course	0	10.9	10.90	N
SCC	Biomedical Equipment Tech	BIOEQ	LAB	234	per course	0	21.78	21.78	N
SCC	Biomedical Equipment Tech	BIOEQ	LAB	234	per course	0	12	12.00	N
SCC	Biomedical Equipment Tech	BIOEQ	LAB	245	per course	0	60	60.00	N
<del>SCC</del>	<del>Biomedical Equipment Tech</del>	<del>BIOEQ</del>	<del>LAB</del>	<del>-252</del>	<del>per course</del>	<del>89.27</del>	<del>89.27</del>	<del>0.00</del>	<del>N</del>
<del>SCC</del>	<del>Biomedical Equipment Tech</del>	<del>BIOEQ</del>	<del>LEC</del>	<del>-272</del>	<del>per course</del>	<del>8</del>	<del>8</del>	<del>0.00</del>	
SCC	Science	BIOL	LAB	100, 115	per course	35.45	37.72	2.27	
SCC	Science	BIOL&	LAB	160, 221, 222, 223, 241, 242, 260	per course	35.45	37.72	2.27	
SCC	Science	BOT	LAB	111, 112	per course	35.45	37.72	2.27	
SCC	Business Technology	BT	LEC	105, 274	per course	8	8	0.00	
SCC	Business Technology	BT	LEC	272	per course	8.45	8.45	0.00	
SCC	Business Management	BUS	LEC	103	per course	7.39	7.39	0.00	
SCC	Business Management	BUS	LAB	107	per course	7.39	7.39	0.00	
SCC	Science	CHEM	LAB	115	per course	35.69	37.98	2.29	
SCC	Science	CHEM&	LAB	110, 121, 122, 123, 161, 162, 163, 251, 252, 253	per course	35.69	37.98	2.29	
<del>SCC</del>	<del>Science</del>	<del>CHEM&amp;</del>	<del>LAB</del>	<del>-163</del>	<del>per course</del>	<del>11.82</del>	<del>0</del>	<del>(11.82)</del>	
SCC	Computer Information Systems	CIS	LEC	103, 110, 201, 206, 213, 234, 236, 244, 247, 263, 270, 275, 286	per course	3.77	4	0.23	
SCC	Computer Information Systems	CIS	LEC	106, 147, 276, 283	per course	2.52	2.67	0.15	
SCC	Computer Information Systems	CIS	LEC	111, 130, 230, 258	per course	171.35	220	48.65	
SCC	Computer Information Systems	CIS	LEC	114, 126, 146, 282	per course	171.35	181.8	10.45	
SCC	Computer Information Systems	CIS	LEC	117	per course	165.89	73.77	(92.12)	
SCC	Computer Information Systems	CIS	LEC	134	per course	6.29	28.77	22.48	
SCC	Computer Information Systems	CIS	LEC	208	per course	0	73.77	73.77	
SCC	Computer Information Systems	CIS	LEC	217, 218, 225, 233, 246, 277	per course	6.29	6.67	0.38	
SCC	Computer Information Systems	CIS	LEC	250, 251, 252, 253	per course	3.77	28.77	25.00	
SCC	Computer Information Systems	CIS	LEC	259	per course	161.98	73.77	(88.21)	
SCC	Cosmetology	COS	LAB	102, 114, 116, 124, 126, 136, 222, 232	per course	0	8	8.00	N
SCC	Cosmetology	COS	LAB	102, 222, 232	per course	0	415	415.00	N
SCC	Cosmetology	COS	LAB	112	per course	1390.94	1480.1	89.16	N
SCC	Cosmetology	COS	LAB	112, 122, 132, 242, 252	per course	415	441.6	26.60	N
SCC	Cosmetology	COS	LAB	112, 132, 242, 252, 275	per course	8	8	0.00	N
SCC	Cosmetology	COS	LAB	114	per course	374.96	415	40.04	N
SCC	Cosmetology	COS	LAB	114	per course	341.61	363.51	21.90	N
SCC	Cosmetology	COS	LAB	116	per course	394.89	415	20.11	N
SCC	Cosmetology	COS	LAB	116, 136	per course	310	329.87	19.87	
SCC	Cosmetology	COS	LAB	122	per course	8	8	0.00	
SCC	Cosmetology	COS	LAB	124	per course	460	489.49	29.49	N
SCC	Cosmetology	COS	LAB	124	per course	611.79	651.01	39.22	N
SCC	Cosmetology	COS	LAB	126	per course	454.7	441.6	(13.10)	N
SCC	Cosmetology	COS	LAB	136	per course	414.55	441.12	26.57	
SCC	Cosmetology	COS	LAB	222	per course	0	300	300.00	N
SCC	Cosmetology	COS	LAB	232, 252	per course	0	310	310.00	

## Lab and Course Fee Final for Fiscal Year : 2026

SCC	Cosmetology	COS	LEC	<del>261</del>	per-course	8	<del>8.51</del>	0.51	N
SCC	Cosmetology	COS	LAB	<del>262</del>	per-course	<del>310</del>	<del>329.87</del>	<del>19.87</del>	
SCC	Cosmetology	COS	LAB	275	per course	49.37	52.53	3.16	N
SCC	Cosmetology	COS	CNL	288	per course	0	8	8.00	N
SCC	Hospitality	CUL	LAB	110	per course	481.77	512.65	30.88	N
SCC	Hospitality	CUL	LAB	110	per course	465.99	495.86	29.87	N
SCC	Hospitality	CUL	LAB	110, 124	per course	273.06	290.56	17.50	
SCC	Hospitality	CUL	LEC	112, 120, 126, 257	per course	56.81	60.45	3.64	
SCC	Hospitality	CUL	LEC	115	per course	163.99	174.5	10.51	
SCC	Hospitality	CUL	LAB	131	per course	280.34	298.31	17.97	
SCC	Hospitality	CUL	LAB	132	per course	242.76	258.32	15.56	
SCC	Hospitality	CUL	LAB	244	per course	139.85	148.81	8.96	
SCC	Hospitality	CUL	LEC	255	per course	43.07	45.83	2.76	
SCC	Hospitality	CUL	LAB	261	per course	77.18	82.13	4.95	N
SCC	Hospitality	CUL	LAB	261	per course	170.8	181.75	10.95	N
SCC	Hospitality	CUL	LEC	265	per course	17.22	18.32	1.10	
SCC	Allied Health	DENT	LAB	109	per course	23.77	50	26.23	
SCC	Allied Health	DENT	LAB	110	per course	198.38	211.1	12.72	
SCC	Allied Health	DENT	LAB	111	per course	157.62	167.72	10.10	
SCC	Allied Health	DENT	LAB	114, 121	per course	8	8	0.00	
SCC	Allied Health	DENT	LAB	114, 124, 131	per course	105.08	111.82	6.74	
SCC	Allied Health	DENT	LAB	115	per course	8	8	0.00	N
SCC	Allied Health	DENT	LAB	115, 125, 132	per course	132.24	140.72	8.48	
SCC	Allied Health	DENT	LAB	116, 126	per course	78.81	83.86	5.05	
SCC	Allied Health	DENT	LAB	117, 127	per course	99.19	105.55	6.36	
SCC	Allied Health	DENT	LAB	120	per course	23.77	25.29	1.52	
SCC	Allied Health	DENT	CLN	129, 139	per course	8	8	0.00	N
SCC	Allied Health	DENT	LAB	136	per course	54.24	57.72	3.48	
SCC	Allied Health	DENT	LAB	137	per course	65.76	75	9.24	
SCC	Allied Health	DENT	LEC	138	per course	69.55	74.01	4.46	
SCC	Computer Information Systems	DVOP	LEC	310, 311	per course	161.04	171.36	10.32	N
SCC	Computer Information Systems	DVOP	LEC	320, 400, 401, 425, 480	per course	101.4	73.77	(27.63)	N
SCC	Computer Information Systems	DVOP	LEC	325, 371, 372	per course	25	26.6	1.60	N
SCC	Computer Information Systems	DVOP	LEC	373	per course	0	28.77	28.77	
SCC	Allied Health	ECHO	LEC	100	per course	97.94	104.22	6.28	
SCC	Allied Health	ECHO	LAB	105, 115, 121, 125, 135	per course	97.94	104.22	6.28	
SCC	Allied Health	ECHO	LAB	112, 122	per course	87.02	92.6	5.58	
SCC	Allied Health	ECHO	LEC	<del>122</del>	per-course	<del>97.94</del>	0	(97.94)	
SCC	Allied Health	ECHO	LAB	133	per course	126.1	134.18	8.08	
SCC	Allied Health	ECHO	LAB	140	per course	41.95	44.64	2.69	
SCC	Allied Health	ECHO	LAB	140, 254	per course	8	8	0.00	
SCC	Allied Health	ECHO	LAB	142	per course	265.81	282.85	17.04	
SCC	Allied Health	ECHO	LAB	142, 264	per course	8	8	0.00	N
SCC	Allied Health	ECHO	CLN	143	per course	13.3	14.12	0.82	
SCC	Allied Health	ECHO	CLN	143, 251, 261, 273, 299	per course	8	8	0.00	N
SCC	Allied Health	ECHO	CLN	251	per course	93.21	99.18	5.97	
SCC	Allied Health	ECHO	LAB	254, 264	per course	252.97	269.19	16.22	
SCC	CAD Design and Drafting	EDT	LAB	124	per course	32.65	32.65	0.00	N

SCC	CAD Design and Drafting	EDT	LEC	133	per course	37.77	37.77	0.00	N
SCC	CAD Design and Drafting	EDT	LAB	141	per course	60.77	60.77	0.00	N
SCC	CAD Design and Drafting	EDT	LAB	142	per course	46.14	46.14	0.00	N
SCC	CAD Design and Drafting	EDT	LEC	242	per course	9.49	9.49	0.00	N
SCC	CAD Design and Drafting	EDT	LAB	243, 244, 260	per course	9.49	9.49	0.00	N
SCC	CAD Design and Drafting	EDT	LAB	252	per course	95.32	95.32	0.00	N
SCC	CAD Design and Drafting	EDT	LAB	255	per course	100.78	100.78	0.00	N
SCC	CAD Design and Drafting	EDT	LAB	256, 268	per course	37.77	37.77	0.00	N
SCC	CAD Design and Drafting	EDT	LAB	264	per course	100.7	100.7	0.00	N
SCC	CAD Design and Drafting	EDT	LAB	269	per course	8.68	8.68	0.00	N
SCC	Social Science/Humanities	EDUC	CLN	267	per course	13.75	13.75	0.00	N
SCC	Allied Health	EFDA	LAB	142	per course	195.04	207.54	12.50	
SCC	Allied Health	EFDA	LAB	144	per course	1117.33	1188.95	71.62	
SCC	Allied Health	EFDA	CLN	145	per course	493.11	524.72	31.61	
SCC	Allied Health	EFDA	CLN	145, 153	per course	8	8	0.00	N
SCC	Allied Health	EFDA	LAB	152	per course	1136.2	1209.03	72.83	
SCC	Allied Health	EFDA	CLN	153	per course	556.08	591.72	35.64	
SCC	Allied Health	EFDA	LAB	155	per course	330.5	351.69	21.19	
SCC	Allied Health	EFDA	LAB	156, 157	per course	54.97	58.49	3.52	
SCC	Electronics Engineering Tech	ELECT	LAB	112, 122	per course	43.19	45.96	2.77	N
SCC	Electronics Engineering Tech	ELECT	LAB	132	per course	10.77	11.46	0.69	N
SCC	Electronics Engineering Tech	ELECT	LAB	134	per course	198.64	211.37	12.73	N
SCC	Electronics Engineering Tech	ELECT	LAB	212	per course	15.92	16.94	1.02	N
SCC	Electronics Engineering Tech	ELECT	LAB	216, 236	per course	55.9	59.48	3.58	N
SCC	Electronics Engineering Tech	ELECT	LAB	222	per course	198.9	211.65	12.75	N
SCC	Electronics Engineering Tech	ELECT	LAB	226	per course	575.93	612.85	36.92	N
SCC	Electronics Engineering Tech	ELECT	LAB	234	per course	80.59	85.76	5.17	N
SCC	Electronics Engineering Tech	ELECT	LAB	272	per course	189.46	201.6	12.14	N
SCC	Electrical Maint/Automation	ELMT	LAB	102	per course	172.78	183.86	11.08	N
SCC	Electrical Maint/Automation	ELMT	LAB	112	per course	52.41	55.77	3.36	N
SCC	Electrical Maint/Automation	ELMT	LAB	113	per course	376.16	400.27	24.11	N
SCC	Electrical Maint/Automation	ELMT	LAB	114	per course	48.23	51.32	3.09	N
SCC	Electrical Maint/Automation	ELMT	LAB	122, 135	per course	58.37	62.11	3.74	N
SCC	Electrical Maint/Automation	ELMT	LAB	123, 124	per course	43.33	46.11	2.78	N
SCC	Electrical Maint/Automation	ELMT	LAB	131	per course	25.18	26.79	1.61	N
SCC	Electrical Maint/Automation	ELMT	LAB	132	per course	36.46	38.8	2.34	N
SCC	Electrical Maint/Automation	ELMT	LAB	133, 253	per course	17.97	19.12	1.15	N
SCC	Electrical Maint/Automation	ELMT	LAB	134, 242	per course	78.76	83.81	5.05	N
SCC	Electrical Maint/Automation	ELMT	LAB	241	per course	88.91	94.61	5.70	N
SCC	Electrical Maint/Automation	ELMT	LAB	243	per course	57.66	61.36	3.70	N
SCC	Electrical Maint/Automation	ELMT	LAB	244	per course	41.06	43.69	2.63	N
SCC	Electrical Maint/Automation	ELMT	LAB	251	per course	16.89	17.97	1.08	N
SCC	Electrical Maint/Automation	ELMT	LAB	252	per course	43.35	46.13	2.78	N
SCC	Electrical Maint/Automation	ELMT	LAB	254	per course	65.08	69.25	4.17	N
SCC	Electrical Maint/Automation	ELMT	LAB	262	per course	240.09	255.48	15.39	N
SCC	Electrical Maint/Automation	ELMT	LAB	263	per course	60.66	64.55	3.89	N
SCC	Electrical Maint/Automation	ELMT	LAB	265, 268	per course	58.06	61.78	3.72	N
SCC	Allied Health	EMS	LEC	120	per course	55.06	55.06	0.00	

## Lab and Course Fee Final for Fiscal Year : 2026

SCC	Allied Health	EMS	LAB	122	per course	139.08	139.08	0.00	
SCC	Allied Health	EMS	LEC	128	per course	107.53	107.53	0.00	
SCC	Allied Health	EMS	CLN	129	per course	374.14	374.14	0.00	
SCC	Allied Health	EMS	CLN	129	per course	8	8	0.00	N
SCC	Environmental Sciences	ENVS	LEC	104, 110	per course	13.3	14.15	0.85	
SCC	Environmental Sciences	ENVS	LEC	207	per course	7.98	8.49	0.51	
SCC	Environmental Sciences	ENVS	LAB	208	per course	77.24	25	(52.24)	
SCC	Environmental Sciences	ENVS	LEC	210	per course	6.66	7.09	0.43	
SCC	Environmental Sciences	ENVS	LEC	211	per course	14.64	15.58	0.94	
SCC	Environmental Sciences	ENVS	LEC	216	per course	30.62	32.58	1.96	
SCC	Environmental Sciences	ENVS	LAB	217	per course	74.55	79.33	4.78	
SCC	Environmental Sciences	ENVS	LAB	220	per course	13.3	14.15	0.85	
SCC	Environmental Sciences	ENVS	LAB	226	per course	62.57	66.58	4.01	
SCC	Environmental Sciences	ENVS	LEC	227	per course	15.98	17	1.02	
SCC	Environmental Sciences	ENVS	CLN	231, 232, 233, 234, 235	per course	86.54	92.09	5.55	
SCC	Environmental Sciences	ENVS	CLN	231, 232, 233, 234, 235	per course	2.5	2.5	0.00	N
SCC	Environmental Sciences	ENVS	LAB	237	per course	71.89	76.5	4.61	
SCC	Environmental Sciences	ENVS	LAB	247	per course	0	2.5	2.50	
SCC	Environmental Sciences	ENVS	LAB	247	per course	0	64	64.00	
<del>SCC</del>	<del>Robotics Mechatronics</del>	<del>FLPT</del>	<del>LAB</del>	<del>104</del>	<del>per course</del>	<del>29.9</del>	<del>29.9</del>	<del>0.00</del>	<del>N</del>
SCC	Robotics Mechatronics	FLPT	LEC	111	per course	22.27	23.7	1.43	N
SCC	Robotics Mechatronics	FLPT	LAB	112, 121, 123, 134	per course	33.43	35.57	2.14	N
SCC	Robotics Mechatronics	FLPT	LAB	113	per course	11.95	12.72	0.77	N
SCC	Robotics Mechatronics	FLPT	LAB	114, 132	per course	41.73	44.4	2.67	N
SCC	Robotics Mechatronics	FLPT	LAB	122, 274	per course	22.27	23.7	1.43	N
SCC	Robotics Mechatronics	FLPT	LAB	131	per course	36.21	38.53	2.32	N
SCC	Robotics Mechatronics	FLPT	LAB	133	per course	13.97	14.87	0.90	N
SCC	Robotics Mechatronics	FLPT	LEC	135	per course	5.54	5.9	0.36	N
SCC	Robotics Mechatronics	FLPT	LAB	231	per course	45.85	48.79	2.94	N
SCC	Robotics Mechatronics	FLPT	LAB	233	per course	135.86	144.57	8.71	N
SCC	Robotics Mechatronics	FLPT	LAB	243	per course	46.25	49.21	2.96	N
SCC	Robotics Mechatronics	FLPT	LEC	251	per course	45.24	48.14	2.90	N
SCC	Robotics Mechatronics	FLPT	LAB	252	per course	75.81	80.67	4.86	N
SCC	Robotics Mechatronics	FLPT	LAB	253	per course	66	70.23	4.23	N
SCC	Robotics Mechatronics	FLPT	LAB	254	per course	79.45	84.54	5.09	N
SCC	Robotics Mechatronics	FLPT	LAB	264, 265, 268	per course	27.93	29.72	1.79	N
SCC	Robotics Mechatronics	FLPT	LAB	269	per course	42.29	45	2.71	N
SCC	Robotics Mechatronics	FLPT	LAB	271, 273	per course	37.81	40.23	2.42	N
SCC	Robotics Mechatronics	FLPT	LAB	272	per course	22.72	24.18	1.46	N
SCC	Robotics Mechatronics	FLPT	LEC	279	per course	31.95	34	2.05	N
SCC	English and Foreign Languages	FRCH&	LEC	121, 122, 123	per course	0	16	16.00	
SCC	Fire Science Technology	FS	LAB	114	per course	276.57	294.3	17.73	N
SCC	Fire Science Technology	FS	LAB	116	per course	262.29	279.1	16.81	N
SCC	Fire Science Technology	FS	LAB	212, 222	per course	862.77	918.07	55.30	N
SCC	Fire Science Technology	FS	LAB	232	per course	957.04	1018.39	61.35	N
SCC	Science	GEOL	LAB	201	per course	30	31.92	1.92	
SCC	Science	GEOL	LAB	210	per course	35.69	37.98	2.29	
SCC	Science	GEOL&	LAB	101	per course	30	31.92	1.92	



## Lab and Course Fee Final for Fiscal Year : 2026

SCC	Allied Health	HED	LEC	108, 109, 125	per course	12.61	13.42	0.81	
SCC	Allied Health	HED	LEC	129	per course	12.61	12.61	0.00	
SCC	Diesel/Heavy Duty Equipment	HEQ	LAB	112, 122, 132, 242, 252, 262	per course	242.9	258.47	15.57	N
SCC	Business Technology	HIM	LAB	103	per course	49	52.14	3.14	
SCC	Business Technology	HIM	LEC	103	per course	58.22	61.95	3.73	
SCC	Business Technology	HIM	CLN	203	per course	104.57	111.27	6.70	
SCC	Business Technology	HIM	LEC	240	per course	272.12	289.56	17.44	
SCC	Health	HLTH	LEC	174	per course	14.26	15.17	0.91	
SCC	Health	HLTH	LEC	174	per course	9.51	10.12	0.61	N
SCC	Hospitality	HM	LEC	221	per course	130.05	130.05	0.00	
SCC	Allied Health	ICT	LAB	115	per course	26.63	28.34	1.71	
SCC	Allied Health	ICT	LAB	126, 135, 141, 145, 217, 228	per course	39.94	42.5	2.56	
SCC	Allied Health	ICT	LEC	127, 234	per course	39.94	42.5	2.56	
SCC	Allied Health	ICT	LAB	128	per course	83.94	89.32	5.38	
SCC	Allied Health	ICT	LEC	129	per course	99.86	106.26	6.40	
SCC	Allied Health	ICT	LEC	140	per course	13.3	14.15	0.85	
SCC	Allied Health	ICT	CLN	146, 218, 229, 235	per course	8	8	0.00	N
SCC	Allied Health	ICT	CLN	146, 218, 229, 235	per course	93.21	99.18	5.97	
SCC	Allied Health	ICT	LAB	204	per course	99.86	106.26	6.40	
SCC	Allied Health	ICT	LAB	212	per course	8	8	0.00	
SCC	Allied Health	ICT	LAB	212	per course	126.12	134.2	8.08	
SCC	Allied Health	ICT	LAB	213	per course	90	95.77	5.77	
SCC	Allied Health	ICT	LEC	214	per course	79.89	85.01	5.12	
SCC	Allied Health	ICT	LEC	224	per course	497.82	529.73	31.91	
SCC	Business Management	LA	LEC	105, 110, 118, 120, 130, 201, 207, 217, 218, 219, 220, 221, 225, 230, 240	per course	26.4	26.4	0.00	
SCC	Business Management	LA	CLN	245, 285	per course	26.4	26.4	0.00	
SCC	Allied Health	MA	LEC	101	per course	106.52	113.35	6.83	
SCC	Allied Health	MA	LAB	102	per course	133.14	141.14	8.00	
SCC	Allied Health	MA	LAB	102	per course	8	8	0.00	N
SCC	Allied Health	MA	LAB	111	per course	75	75	0.00	
SCC	Allied Health	MA	LEC	111	per course	99.86	106.26	6.40	N
<del>SCC</del>	<del>Allied Health</del>	<del>MA</del>	<del>LAB</del>	<del>111, 112, 122, 132</del>	<del>per course</del>	<del>8</del>	<del>8</del>	<del>0.00</del>	
<del>SCC</del>	<del>Allied Health</del>	<del>MA</del>	<del>LEC</del>	<del>111, 112, 122, 132</del>	<del>per course</del>	<del>8</del>	<del>8</del>	<del>0.00</del>	<del>N</del>
SCC	Allied Health	MA	LAB	112	per course	110	110	0.00	
SCC	Allied Health	MA	LEC	112	per course	146.46	146.46	0.00	
<del>SCC</del>	<del>Allied Health</del>	<del>MA</del>	<del>LAB</del>	<del>122</del>	<del>per course</del>	<del>137.5</del>	<del>137.5</del>	<del>0.00</del>	
SCC	Allied Health	MA	LEC	122	per course	183.07	194.8	11.73	
SCC	Allied Health	MA	LAB	123	per course	33.28	35.41	2.13	
SCC	Allied Health	MA	LEC	126	per course	12.61	13.42	0.81	
<del>SCC</del>	<del>Allied Health</del>	<del>MA</del>	<del>LAB</del>	<del>132</del>	<del>per course</del>	<del>100</del>	<del>100</del>	<del>0.00</del>	
SCC	Allied Health	MA	LEC	132	per course	133.14	141.67	8.53	
SCC	Allied Health	MA	LEC	141	per course	166.44	177.11	10.67	N
SCC	Allied Health	MA	CLN	142	per course	99.86	106.26	6.40	N
SCC	Allied Health	MA	CLN	142	per course	8	8	0.00	N
SCC	Machinist/CNC Technology	MACH	LAB	142, 152, 162	per course	166.82	177.51	10.69	N
SCC	Machinist/CNC Technology	MACH	LEC	143	per course	23.63	25.14	1.51	N
SCC	Machinist/CNC Technology	MACH	LAB	146	per course	205.68	218.86	13.18	

## Lab and Course Fee Final for Fiscal Year : 2026

SCC	Machinist/CNC Technology	MACH	LAB	147	per course	205	218.14	13.14	N
SCC	Machinist/CNC Technology	MACH	LAB	212, 222, 232	per course	219.67	233.75	14.08	N
SCC	Machinist/CNC Technology	MACH	LEC	224, 234	per course	100	106.41	6.41	
SCC	Machinist/CNC Technology	MACH	LAB	248	per course	206.46	219.69	13.23	N
<del>SCC</del>	<del>Mathematics</del>	<del>MATH</del>	<del>LEC</del>	<del>-021</del>	<del>per course</del>	<del>11.17</del>	<del>0</del>	<del>(11.17)</del>	
<del>SCC</del>	<del>Mathematics</del>	<del>MATH</del>	<del>LAB</del>	<del>-092</del>	<del>per course</del>	<del>5</del>	<del>5</del>	<del>0.00</del>	
<del>SCC</del>	<del>Mathematics</del>	<del>MATH</del>	<del>LAB</del>	<del>-099</del>	<del>per credit</del>	<del>1</del>	<del>1</del>	<del>0.00</del>	
<del>SCC</del>	<del>Mathematics</del>	<del>MATH&amp;</del>	<del>LAB</del>	<del>-141</del>	<del>per course</del>	<del>5</del>	<del>5</del>	<del>0.00</del>	
<del>SCC</del>	<del>Mathematics</del>	<del>MATH&amp;</del>	<del>LAB</del>	<del>-142</del>	<del>per credit</del>	<del>1</del>	<del>1</del>	<del>0.00</del>	
SCC	Business Technology	MSEC	LEC	221	per course	0	66	66.00	N
SCC	Business Technology	MSEC	CLN	286, 287	per course	8	8	0.00	N
SCC	Environmental Sciences	NATRS	LEC	112	per course	7.98	8.49	0.51	
SCC	Environmental Sciences	NATRS	LAB	120	per course	7.98	8.49	0.51	
SCC	Environmental Sciences	NATRS	LEC	122	per course	10.65	11.33	0.68	
SCC	Environmental Sciences	NATRS	LAB	130	per course	47.93	51	3.07	
SCC	Environmental Sciences	NATRS	IND	131, 133, 231, 232, 233	per course	2.5	2.5	0.00	N
SCC	Environmental Sciences	NATRS	LAB	201	per course	53.24	56.65	3.41	
SCC	Environmental Sciences	NATRS	LAB	202	per course	121.16	128.93	7.77	
SCC	Environmental Sciences	NATRS	LAB	203	per course	189.06	125	(64.06)	
SCC	Environmental Sciences	NATRS	LAB	204, 205	per course	14.64	15.58	0.94	
SCC	Environmental Sciences	NATRS	LAB	209	per course	69.23	73.67	4.44	
SCC	Environmental Sciences	NATRS	LAB	215	per course	51.92	55.25	3.33	
SCC	Environmental Sciences	NATRS	LAB	216	per course	99.86	106.26	6.40	
SCC	Environmental Sciences	NATRS	LAB	221	per course	31.95	34	2.05	
SCC	Environmental Sciences	NATRS	LAB	225	per course	2.51	2.67	0.16	
SCC	Environmental Sciences	NATRS	LAB	226, 227	per course	0	2.5	2.50	
SCC	Environmental Sciences	NATRS	LAB	230	per course	27.96	29.75	1.79	
SCC	Nursing	NURS	CLN	102	per course	184.31	195.74	11.43	N
SCC	Nursing	NURS	CLN	102, 105, 134, 139, 182, 206, 208	per course	8	8	0.00	N
SCC	Nursing	NURS	CLN	105	per course	158.94	168.79	9.85	
<del>SCC</del>	<del>Nursing</del>	<del>NURS</del>	<del>CLN</del>	<del>-108</del>	<del>per course</del>	<del>8</del>	<del>8</del>	<del>0.00</del>	
<del>SCC</del>	<del>Nursing</del>	<del>NURS</del>	<del>CLN</del>	<del>-108</del>	<del>per course</del>	<del>36.95</del>	<del>36.95</del>	<del>0.00</del>	
SCC	Nursing	NURS	LEC	108	per course	22.17	95.95	73.78	
<del>SCC</del>	<del>Nursing</del>	<del>NURS</del>	<del>LEC</del>	<del>-108</del>	<del>per course</del>	<del>8</del>	<del>8</del>	<del>0.00</del>	<del>N</del>
SCC	Nursing	NURS	CLN	109	per course	0	8	8.00	N
SCC	Nursing	NURS	LAB	109	per course	0	105	105.00	
SCC	Nursing	NURS	CLN	134, 139	per course	47.02	50.03	3.01	
SCC	Nursing	NURS	CLN	182	per course	143.78	153	9.22	
SCC	Nursing	NURS	CLN	206	per course	219.97	234.07	14.10	
SCC	Nursing	NURS	LAB	210	per course	204.51	217.62	13.11	
SCC	Physical Education	PE	LAB	100, 139, 141, 143, 145, 146, 147, 149, 151, 156, 157, 158, 159, 164, 165, 177, 186, 187, 188, 200, 239, 241, 243, 246, 247, 249, 251, 256, 257, 258, 259, 264, 277, 286, 287, 288	per course	5.59	5.95	0.36	



## Lab and Course Fee Final for Fiscal Year : 2026

SCC	Physical Education	PE	LAB	100, 139, 141, 143, 145, 146, 147, 149, 151, 156, 157, 158, 159, 164, 165, 177, 186, 187, 188, 200, 239, 241, 243, 246, 247, 249, 251, 256, 257, 258, 259, 264, 277, 286, 287, 288	per course	16.76	17.83	1.07	
SCC	Physical Education	PE	LAB	122, 222	per course	265	281.99	16.99	
SCC	Physical Education	PE	LAB	150, 250	per course	11.17	11.89	0.72	
SCC	Allied Health	PHARM	LEC	101	per course	226.33	240.84	14.51	
SCC	Allied Health	PHARM	LAB	123	per course	239.66	255.02	15.36	
SCC	Allied Health	PHARM	CLN	133	per course	8	8	0.00	N
SCC	Science	PHYS	LAB	100, 101, 102, 103	per course	33.74	35.9	2.16	
SCC	Science	PHYS	LAB	120	per course	35.69	37.98	2.29	
SCC	Nursing	PN	LAB	102	per course	0	211.19	211.19	
SCC	Nursing	PN	CLN	102, 111, 121, 130	per course	0	8	8.00	N
SCC	Nursing	PN	LAB	111	per course	0	199.59	199.59	
SCC	Nursing	PN	LAB	121	per course	0	556	556.00	
SCC	Allied Health	RAD	LEC	111	per course	86.33	91.86	5.53	
SCC	Allied Health	RAD	LAB	115, 125, 235, 237	per course	87.72	93.34	5.62	
SCC	Allied Health	RAD	CLN	116	per course	479.32	510.04	30.72	N
SCC	Allied Health	RAD	CLN	116, 126, 136, 146, 156, 157, 216, 226, 236	per course	8	8	0.00	N
SCC	Allied Health	RAD	LAB	121	per course	90.53	96.33	5.80	
SCC	Allied Health	RAD	LEC	131	per course	104.44	111.13	6.69	
SCC	Allied Health	RAD	LEC	134, 214	per course	33.28	35.41	2.13	
SCC	Allied Health	RAD	LAB	145	per course	87.72	93.34	5.62	N
SCC	Allied Health	RAD	LAB	145	per course	8	8	0.00	N
SCC	Allied Health	RAD	CLN	156, 157	per course	62.57	66.58	4.01	
SCC	Allied Health	RAD	LEC	215	per course	23.81	25.34	1.53	
SCC	Allied Health	RAD	CLN	216	per course	170.41	181.33	10.92	
SCC	Allied Health	RAD	LEC	223	per course	87.72	93.34	5.62	
SCC	Allied Health	RAD	LEC	224	per course	45.26	48.16	2.90	
SCC	Allied Health	RAD	LEC	225	per course	266.27	283.34	17.07	N
SCC	Allied Health	RT	LEC	241, 244, 248, 251, 254, 256, 261, 263, 264, 302, 304	per course	26.63	28.34	1.71	
SCC	Allied Health	RT	LAB	242	per course	106.08	112.88	6.80	
SCC	Allied Health	RT	LAB	242, 252, 255, 262, 311, 312, 313, 315, 411, 412, 413	per course	8	8	0.00	N
SCC	Allied Health	RT	LAB	252	per course	120.89	128.64	7.75	
SCC	Allied Health	RT	LAB	255	per course	130.5	138.87	8.37	
SCC	Allied Health	RT	LAB	262	per course	116.64	124.12	7.48	
SCC	Allied Health	RT	CLN	265	per course	50.28	53.5	3.22	
SCC	Allied Health	RT	CLN	265, 321, 322, 325, 331, 423, 424	per course	8	8	0.00	N
SCC	Allied Health	RT	LEC	301	per course	37.72	40.14	2.42	
SCC	Allied Health	RT	LEC	303, 305, 309, 401, 402, 403, 404, 406, 409, 410, 415, 416	per course	33.28	35.41	2.13	
SCC	Allied Health	RT	LAB	308	per course	159.76	159.76	0.00	
SCC	Allied Health	RT	LEC	308	per course	150.15	159.77	9.62	
SCC	Allied Health	RT	LAB	311	per course	93.21	99.18	5.97	

## Lab and Course Fee Final for Fiscal Year : 2026

SCC	Allied Health	RT	LAB	312	per course	104.44	111.13	6.69	
SCC	Allied Health	RT	LAB	313	per course	109.84	116.88	7.04	
SCC	Allied Health	RT	LAB	315	per course	101.01	107.48	6.47	
SCC	Allied Health	RT	CLN	321, 322, 325, 331, 421, 424	per course	26.63	28.34	1.71	
SCC	Allied Health	RT	LEC	401	per course	8	8	0.00	N
SCC	Allied Health	RT	LEC	407	per course	432.71	432.71	0.00	
SCC	Allied Health	RT	LAB	411	per course	86.54	92.09	5.55	
SCC	Allied Health	RT	LAB	412	per course	27.65	29.42	1.77	
SCC	Allied Health	RT	LAB	413	per course	96.5	102.69	6.19	
SCC	Allied Health	RT	CLN	421	per course	8	8	0.00	
SCC	Allied Health	RT	CLN	423, 433	per course	13.3	14.15	0.85	
SCC	Allied Health	SONO	LEC	111	per course	54.55	58.05	3.50	
SCC	Allied Health	SONO	LAB	112, 121, 125, 135	per course	97.94	104.22	6.28	
SCC	Allied Health	SONO	LAB	123	per course	195.86	208.41	12.55	
SCC	Allied Health	SONO	LAB	131, 133, 141, 142, 145	per course	265.81	282.85	17.04	
SCC	Allied Health	SONO	LAB	141, 142	per course	8	8	0.00	N
SCC	Allied Health	SONO	CLN	143	per course	14.09	14.99	0.90	
SCC	Allied Health	SONO	CLN	143, 253, 263, 273	per course	8	8	0.00	N
SCC	English and Foreign Languages	SPAN&	LEC	121, 122, 123	per course	0	16	16.00	
SCC	Allied Health	SURG	LEC	100	per course	18.86	20.07	1.21	
SCC	Allied Health	SURG	LEC	101	per course	121.95	129.77	7.82	
SCC	Allied Health	SURG	CLN	104	per course	87.99	93.63	5.64	
SCC	Allied Health	SURG	CLN	104, 254, 255, 256	per course	8	8	0.00	N
SCC	Allied Health	SURG	LEC	105	per course	6.29	6.29	0.00	
SCC	Allied Health	SURG	LAB	111	per course	163.42	173.9	10.48	
SCC	Allied Health	SURG	LAB	111, 212	per course	8	8	0.00	N
SCC	Allied Health	SURG	LEC	206	per course	169.72	180.6	10.88	
SCC	Allied Health	SURG	LAB	212	per course	297.22	316.27	19.05	
SCC	Allied Health	SURG	LEC	250	per course	316.8	337.11	20.31	
SCC	Allied Health	VASC	LEC	100	per course	75.08	79.89	4.81	
SCC	Allied Health	VASC	LAB	105, 115, 125, 135, 142	per course	97.94	104.22	6.28	
<del>SCC</del>	<del>Allied Health</del>	<del>VASC</del>	<del>LAB</del>	<del>-112</del>	<del>per course</del>	<del>87.02</del>	<del>87.02</del>	<del>0.00</del>	
SCC	Allied Health	VASC	LAB	121	per course	167.88	178.64	10.76	
SCC	Allied Health	VASC	LAB	122	per course	149.16	158.72	9.56	
<del>SCC</del>	<del>Allied Health</del>	<del>VASC</del>	<del>LEC</del>	<del>-122</del>	<del>per course</del>	<del>167.88</del>	<del>167.88</del>	<del>0.00</del>	
SCC	Allied Health	VASC	LAB	127	per course	41.95	44.55	2.60	
SCC	Allied Health	VASC	LAB	130	per course	8	8	0.00	
SCC	Allied Health	VASC	LAB	133	per course	70	74.49	4.49	
SCC	Allied Health	VASC	LEC	133	per course	97.94	104.22	6.28	
SCC	Allied Health	VASC	LAB	134	per course	236.17	251.31	15.14	
SCC	Allied Health	VASC	LAB	140	per course	34.97	34.97	0.00	
SCC	Allied Health	VASC	LAB	213	per course	90	95.77	5.77	
SCC	Allied Health	VASC	LAB	214	per course	9	9	0.00	N
SCC	Allied Health	VASC	LAB	251	per course	251.28	267.39	16.11	
SCC	Allied Health	VASC	LAB	251	per course	8	8	0.00	N
SCC	Allied Health	VASC	LEC	252	per course	79.89	85.01	5.12	
SCC	Allied Health	VASC	CLN	253, 262, 272	per course	8	8	0.00	N
SCC	Environmental Sciences	WATER	LEC	109, 212	per course	1.33	1.42	0.09	

## Lab and Course Fee Final for Fiscal Year : 2026

SCC	Environmental Sciences	WATER	LAB	110	per course	64.23	68.35	4.12	
SCC	Environmental Sciences	WATER	LAB	120	per course	7.98	8.49	0.51	
SCC	Environmental Sciences	WATER	IND	131, 132, 133, 231, 232, 233	per course	2.5	2.5	0.00	N
SCC	Environmental Sciences	WATER	IND	132	per course	77.24	82.19	4.95	
SCC	Environmental Sciences	WATER	IND	133	per course	91.87	97.76	5.89	
SCC	Environmental Sciences	WATER	LEC	135	per course	2.5	2.5	0.00	N
SCC	Environmental Sciences	WATER	LEC	135	per course	100.69	107.14	6.45	
SCC	Environmental Sciences	WATER	LAB	205	per course	83.88	89.26	5.38	
<del>SCC</del>	<del>Environmental Sciences</del>	<del>WATER</del>	<del>LAB</del>	<del>208</del>	<del>per course</del>	<del>45</del>	<del>45</del>	<del>0.00</del>	
SCC	Environmental Sciences	WATER	LEC	208	per course	59.91	63.75	3.84	
SCC	Environmental Sciences	WATER	LAB	209	per course	19.98	21.26	1.28	
SCC	Environmental Sciences	WATER	LAB	210	per course	71.89	76.5	4.61	
SCC	Environmental Sciences	WATER	LAB	229	per course	2.5	2.5	0.00	N
SCC	Environmental Sciences	WATER	IND	231	per course	51.92	55.25	3.33	
SCC	Environmental Sciences	WATER	IND	233	per course	98.53	104.85	6.32	
SCC	Welding and Fabrication	WELD	LAB	104	per course	141.86	150.95	9.09	N
SCC	Welding and Fabrication	WELD	LAB	115, 117, 125, 126, 135, 136, 145, 146	per course	191.53	203.81	12.28	N
SCC	Welding and Fabrication	WELD	LAB	151, 152, 153	per course	118.26	125.84	7.58	N
SCC	Welding and Fabrication	WELD	LAB	154, 155	per course	50.67	53.92	3.25	N

## Lab and Course Fee Final for Fiscal Year : 2026

College	Dept Name	Subject	Class Type	Course Numbers	Charge Unit	Current Fee	Proposed Fee	Fee Change	Refund-able
<b>SFCC</b>									
SFCC	Social Sciences	ANTH	LEC	221	per course	15	15	0.00	
SFCC	Social Sciences	ANTH&	LEC	204	per course	15	15	0.00	
SFCC	Fine Arts	ART	LAB	101, 102, 103	per course	21	30	9.00	
SFCC	Fine Arts	ART	LAB	105	per course	23	30	7.00	
SFCC	Fine Arts	ART	LAB	106	per course	50	80	30.00	
<b>SFCC</b>	<b>Fine Arts</b>	<b>ART</b>	<b>LEC</b>	<b>112</b>	<b>per course</b>	<b>0</b>	<b>15</b>	<b>15.00</b>	
SFCC	Fine Arts	ART	LAB	127	per course	17	17	0.00	
SFCC	Fine Arts	ART	LAB	130, 194, 205, 206	per course	75	80	5.00	
SFCC	Fine Arts	ART	LAB	147	per course	23	23	0.00	
SFCC	Fine Arts	ART	LAB	160	per course	72	72	0.00	
SFCC	Fine Arts	ART	LAB	180	per course	41.5	60	18.50	
SFCC	Fine Arts	ART	LAB	186, 188	per course	60	60	0.00	
SFCC	Fine Arts	ART	LAB	189, 190, 191, 192	per course	55	55	0.00	
SFCC	Fine Arts	ART	LAB	197	per course	45	80	35.00	
SFCC	Fine Arts	ART	LAB	201	per course	44.69	44.69	0.00	
SFCC	Fine Arts	ART	LAB	202	per course	60	65	5.00	
SFCC	Fine Arts	ART	LAB	260	per course	21	21	0.00	
SFCC	Fine Arts	ART	LAB	261	per course	47	47	0.00	
SFCC	Fine Arts	ART	IND	291, 292, 293	per course	26	26	0.00	
SFCC	Allied Health Sciences	AS	LEC	131	per course	18.86	18.86	0.00	
SFCC	Allied Health Sciences	AS	LEC	141, 275, 290	per course	25.38	25.38	0.00	
SFCC	Allied Health Sciences	AS	LEC	172, 279	per course	22.84	22.84	0.00	
SFCC	Allied Health Sciences	AS	LEC	176	per course	25.96	25.96	0.00	
SFCC	Allied Health Sciences	AS	LEC	182, 277	per course	21.92	21.92	0.00	
SFCC	Allied Health Sciences	AS	LEC	221	per course	24.23	24.23	0.00	
SFCC	Allied Health Sciences	AS	LEC	250	per course	211.16	211.16	0.00	
SFCC	Allied Health Sciences	AS	LEC	280	per course	5.76	5.76	0.00	
SFCC	Allied Health Sciences	AS	CLN	281, 282	per course	17.3	17.3	0.00	
SFCC	Education & Instructional Svcs	ASL&	LEC	121, 122, 123, 221, 222, 223	per course	25.73	27.38	1.65	
SFCC	Phys Science and Engineering	ASTR&	LEC	100	per course	5.29	5.29	0.00	
SFCC	Phys Science and Engineering	ASTR&	LAB	101	per course	10.58	10.58	0.00	
SFCC	Music	AUDIO	LAB	113	per course	7.5	7.5	0.00	
SFCC	Music	AUDIO	LAB	117	per course	10	10	0.00	
SFCC	Music	AUDIO	LAB	120, 121, 206, 213, 218, 219, 220	per course	15	15	0.00	
SFCC	Music	AUDIO	LAB	151, 156, 251, 255	per course	20	20	0.00	
SFCC	Music	AUDIO	LAB	155	per course	17.5	17.5	0.00	
SFCC	Music	AUDIO	LEC	205	per course	15	15	0.00	
SFCC	Life Sciences	BIOL	LAB	110, 229, 280	per course	48.2	48.2	0.00	
SFCC	Life Sciences	BIOL&	LAB	160, 221, 222, 223, 260	per course	48.2	48.2	0.00	
SFCC	Life Sciences	BIOL&	LAB	241, 242	per course	53.5	53.5	0.00	
SFCC	Life Sciences	BOT	LAB	112, 113, 130	per course	48.2	48.2	0.00	
SFCC	Business Technology	BT	LEC	106	per course	1	1	0.00	
SFCC	Business Technology	BT	LEC	107	per course	2	2	0.00	
SFCC	Management	BUS	LEC	105, 119, 280	per course	2	2	0.00	
SFCC	Management	BUS	LAB	123, 129	per course	2	2	0.00	

## Lab and Course Fee Final for Fiscal Year : 2026

SFCC	Management	BUS	LAB	124, 125	per course	1	1	0.00	
SFCC	Business Technology	CAPPS	LEC	100, 185	per course	1	1	0.00	
SFCC	Business Technology	CAPPS	LAB	102, 141, 151, 171	per course	1	1	0.00	
SFCC	Phys Science and Engineering	CHEM&	LAB	110, 121, 122, 123, 161, 162, 163, 251, 252, 253	per course	32.26	34.33	2.07	
SFCC	Phys Science and Engineering	CHEM&	LAB	140	per course	30.5	30.5	0.00	
SFCC	Phys Science and Engineering	CHEM&	LEC	241, 242	per course	32.26	34.33	2.07	
SFCC	Phys Science and Engineering	CHEM&	LEC	243	per course	32.26	32.26	0.00	
SFCC	Commun, Modern	CMST	LEC	227	per course	5	5	0.00	
SFCC	Commun, Modern	CMST&	LEC	101, 210, 220	per course	5	5	0.00	
SFCC	Computer Science/Info System	CS	LEC	142, 211, 223, 253, 255	per course	8.73	9.29	0.56	
SFCC	Computer Science/Info System	CS&	LEC	141	per course	8.73	9.29	0.56	
SFCC	Computer Science/Info System	CYBR	LEC	320, 330, 350, 410, 430, 440, 470	per course	12.75	13.57	0.82	
SFCC	Commun, Modern	DRMA	LAB	106, 107, 108	per course	50	50	0.00	
SFCC	Commun, Modern	DRMA	LAB	140, 240, 245	per course	60	60	0.00	
SFCC	Commun, Modern	DRMA	LEC	150	per course	0	25	25.00	N
SFCC	Commun, Modern	DRMA	SSR	290	per course	0	25	25.00	N
SFCC	Commun, Modern	DRMA&	LEC	101	per course	15	15	0.00	
SFCC	Education & Instructional Svcs	ECED	LEC	103	per course	22.34	23.77	1.43	
SFCC	Education & Instructional Svcs	ECED	CLN	133, 191	per course	27.93	29.72	1.79	
SFCC	Education & Instructional Svcs	ECED	CLN	282, 283	per course	33.5	35.65	2.15	
SFCC	Education & Instructional Svcs	ECED&	LEC	105, 107	per course	27.93	29.72	1.79	
SFCC	Education & Instructional Svcs	ECED&	CLN	120	per course	15	15.96	0.96	
SFCC	Education & Instructional Svcs	ECED&	LAB	120	per course	27.93	29.72	1.79	
SFCC	Education & Instructional Svcs	ECED&	LEC	132	per course	22.34	22.77	0.43	
SFCC	Education & Instructional Svcs	ECED&	LEC	134, 138, 139, 160, 170, 180, 190	per course	22.34	23.77	1.43	
SFCC	Education & Instructional Svcs	EDUC	LAB	270	per course	15.6	15.6	0.00	
SFCC	Education & Instructional Svcs	EDUC	LAB	275, 280	per course	16.33	16.33	0.00	
<del>SFCC</del>	<del>Education &amp; Instructional Svcs</del>	<del>EDUC</del>	<del>CLN</del>	<del>282</del>	<del>per course</del>	<del>8</del>	<del>8</del>	<del>0.00</del>	
SFCC	Education & Instructional Svcs	EDUC&	LEC	115	per course	27.93	29.72	1.79	
SFCC	Education & Instructional Svcs	EDUC&	LEC	130, 136, 150	per course	22.34	23.77	1.43	
SFCC	Phys Science and Engineering	ENGR	LAB	103, 190	per course	10.79	13.48	2.69	
SFCC	Phys Science and Engineering	ENGR	LAB	111	per course	21.16	24.52	3.36	
SFCC	Phys Science and Engineering	ENGR	LEC	201, 202, 203	per course	5.39	5.74	0.35	
SFCC	Phys Science and Engineering	ENGR	LAB	210	per course	10.79	11.48	0.69	
SFCC	Phys Science and Engineering	ENGR	LAB	211	per course	47.6	50.65	3.05	
SFCC	Phys Science and Engineering	ENGR	LEC	240	per course	10.79	11.48	0.69	
SFCC	Life Sciences	ENVS&	LAB	101	per course	21.5	21.5	0.00	
SFCC	Commun, Modern	FILM	LEC	141, 222, 224, 225, 236	per course	10	10	0.00	
SFCC	Physical Education	FMT	LAB	112, 225	per course	8	8.51	0.51	
SFCC	Physical Education	FMT	LEC	204, 209, 225	per course	8	8.51	0.51	
SFCC	Commun, Modern	FRCH&	LEC	121, 122, 123, 221, 222, 223	per course	10	10	0.00	
SFCC	Phys Science and Engineering	GEOL	LAB	201	per course	17.03	18.12	1.09	
SFCC	Phys Science and Engineering	GEOL&	LAB	101	per course	17.03	18.12	1.09	
SFCC	Applied Visual Arts	GRDSN	LAB	101	per course	5.32	20.32	15.00	

## Lab and Course Fee Final for Fiscal Year : 2026

SFCC	Applied Visual Arts	GRDSN	LAB	102, 105, 111, 112, 121, 122, 151, 156, 158, 163, 164, 166, 168, 175, 181, 182, 202, 212, 223, 235, 236, 237	per course	5	5.32	0.32	N
SFCC	Applied Visual Arts	GRDSN	LAB	201, 211	per course	5	20	15.00	
SFCC	Allied Health Sciences	HIS	LEC	101	per course	857.49	912.46	54.97	
SFCC	Allied Health Sciences	HIS	LEC	104, 106, 125, 127, 205, 213, 250	per course	39.89	42.45	2.56	
SFCC	Allied Health Sciences	HIS	LEC	106	per course	8	8	0.00	
SFCC	Allied Health Sciences	HIS	LAB	123, 134, 136, 201, 210, 222	per course	39.89	42.45	2.56	
SFCC	Allied Health Sciences	HIS	LAB	123, 138, 206, 215	per course	8	8	0.00	
SFCC	Allied Health Sciences	HIS	LAB	138	per course	176.22	187.52	11.30	
SFCC	Allied Health Sciences	HIS	LAB	206, 215	per course	59.82	63.65	3.83	
SFCC	Allied Health Sciences	HIS	LEC	266	per course	20.99	22.34	1.35	
SFCC	Allied Health Sciences	HIS	CLN	267	per course	20.99	22.34	1.35	
SFCC	Allied Health Sciences	HIS	CLN	267	per course	8	8	0.00	
SFCC	Physical Education	HLTH	LEC	174	per course	12.77	13.59	0.82	
SFCC	English	HUM	LEC	109	per course	0	10	10.00	
SFCC	Allied Health Sciences	ICS	LEC	100, 130, 140, 200, 220, 240	per course	12.75	12.75	0.00	
SFCC	Allied Health Sciences	ICS	LEC	120, 150, 160, 210	per course	17.85	17.85	0.00	
SFCC	Allied Health Sciences	ICS	LEC	170	per course	12.85	12.85	0.00	
SFCC	Allied Health Sciences	ICS	LEC	180	per course	10.01	10.01	0.00	
SFCC	Applied Visual Arts	INTDS	LAB	106, 171, 172, 176, 184	per course	26.6	26.6	0.00	
SFCC	Applied Visual Arts	INTDS	LEC	170, 175, 179, 180, 185, 275, 280	per course	15.96	15.96	0.00	
SFCC	Applied Visual Arts	INTDS	LAB	173	per course	21.28	21.28	0.00	
SFCC	Applied Visual Arts	INTDS	LAB	268, 285, 286, 294	per course	47.88	47.88	0.00	
SFCC	Computer Science/Info System	IS	LEC	101	per course	1.65	1.76	0.11	
SFCC	Computer Science/Info System	IS	LEC	102	per course	3.3	3.51	0.21	
SFCC	Computer Science/Info System	IS	LEC	103, 106, 125, 165, 210, 222, 228, 234, 244, 245, 260, 262	per course	8.25	8.78	0.53	
SFCC	Computer Science/Info System	IS	LEC	141, 241	per course	300	319.23	19.23	
SFCC	Computer Science/Info System	IS	LEC	243	per course	600	638.46	38.46	
SFCC	Computer Science/Info System	ISIT	LEC	310, 332, 344, 360, 444	per course	12.75	13.57	0.82	
SFCC	Education & Instructional Svcs	ITP	LEC	104, 231, 232, 233, 241, 251, 252, 253, 261, 262, 263, 282, 283	per course	32.15	34.21	2.06	
SFCC	Education & Instructional Svcs	ITP	LEC	271	per course	250	250	0.00	
SFCC	Education & Instructional Svcs	ITP	LEC	281	per course	153.24	163.06	9.82	
SFCC	Commun, Modern	JAPN&	LEC	121, 122, 123, 221, 222, 223	per course	10	10	0.00	
SFCC	Library and Info Services	LMLIB	LEC	115, 116	per course	23.88	23.88	0.00	
SFCC	Library and Info Services	LMLIB	LAB	<del>115, 116, 220</del>	<del>per course</del>	<del>15</del>	<del>15</del>	<del>0.00</del>	
SFCC	Library and Info Services	LMLIB	LEC	<del>220</del>	<del>per course</del>	<del>23.88</del>	<del>23.88</del>	<del>0.00</del>	
SFCC	Mathematics	MATH	LEC	087, 088, 093, 094, 098, 201, 220, 245, 274	per course	12.5	13.3	0.80	
SFCC	Mathematics	MATH	LAB	093, 098	per credit	1.12	1.19	0.07	
SFCC	Mathematics	MATH	LAB	094	per credit	1.08	1.15	0.07	
SFCC	Mathematics	MATH	LAB	095	per credit	2	2.13	0.13	
SFCC	Mathematics	MATH	LEC	108	per course	7.25	7.71	0.46	
SFCC	Mathematics	MATH&	LEC	107, 141, 142, 146, 148, 151, 152, 153, 254	per course	12.5	13.3	0.80	

## Lab and Course Fee Final for Fiscal Year : 2026

SFCC	Mathematics	MATH&	LAB	141, 142	per credit	1.12	1.19	0.07
SFCC	Accounting, Economics	MIS	LEC	211	per course	3	3	0.00
SFCC	Management	MMGT	LEC	101, 211, 231	per course	2.18	2	(0.18)
SFCC	Management	MMGT	LEC	106, 125, 126, 128	per course	2	2	0.00
SFCC	Music	MUSC	LEC	166, 167, 176, 177, 178, 276, 277, 278	per course	5	5	0.00
SFCC	Music	MUSPL	LEC	101, 102, 103, 104, 105, 106, 107, 108, 109, 110, 111, 112, 113, 114, 115, 116, 117, 118, 119, 120, 121, 122, 123, 124, 125, 126, 204, 205, 206, 207, 208, 209, 210, 211, 212, 213, 214, 215, 216, 217, 218, 219, 220, 221, 222, 223, 224, 225, 226	per course	5	5	0.00
SFCC	Music	MUSPL	LEC	260, 261, 262, 263, 264	per course	10	10	0.00
SFCC	Life Sciences	OCEA&	LEC	101	per course	5.46	5.46	0.00
<del>SFCC</del>	<del>Allied Health Sciences</del>	<del>OR-PR</del>	<del>LEC</del>	<del>-101</del>	<del>per course</del>	<del>63</del>	<del>63</del>	<del>0.00</del>
<del>SFCC</del>	<del>Allied Health Sciences</del>	<del>OR-PR</del>	<del>LAB</del>	<del>-102, 104, 116, 117</del>	<del>per course</del>	<del>315</del>	<del>315</del>	<del>0.00</del>
<del>SFCC</del>	<del>Allied Health Sciences</del>	<del>OR-PR</del>	<del>LAB</del>	<del>-146, 147</del>	<del>per course</del>	<del>472.5</del>	<del>472.5</del>	<del>0.00</del>
<del>SFCC</del>	<del>Allied Health Sciences</del>	<del>OR-PR</del>	<del>CLN</del>	<del>-188, 189</del>	<del>per course</del>	<del>8</del>	<del>8</del>	<del>0.00</del>
<del>SFCC</del>	<del>Allied Health Sciences</del>	<del>OR-PR</del>	<del>CLN</del>	<del>-188, 189</del>	<del>per course</del>	<del>31.5</del>	<del>31.5</del>	<del>0.00</del>
SFCC	Allied Health Sciences	OTA	LEC	101, 203, 210	per course	30	31.92	1.92
SFCC	Allied Health Sciences	OTA	LEC	102, 161, 261	per course	11	11.71	0.71
SFCC	Allied Health Sciences	OTA	LEC	103, 107, 110, 202	per course	15	15.96	0.96
SFCC	Allied Health Sciences	OTA	LEC	104	per course	10	10.64	0.64
SFCC	Allied Health Sciences	OTA	LEC	105	per course	70	74.49	4.49
SFCC	Allied Health Sciences	OTA	LEC	111	per course	65	69.17	4.17
SFCC	Allied Health Sciences	OTA	LEC	112, 114	per course	45	47.88	2.88
SFCC	Allied Health Sciences	OTA	LEC	113, 201	per course	19	20.22	1.22
SFCC	Allied Health Sciences	OTA	LAB	120	per course	85	90.45	5.45
SFCC	Allied Health Sciences	OTA	LAB	122, 124, 231, 242	per course	93	98.96	5.96
SFCC	Allied Health Sciences	OTA	LAB	123, 232	per course	75	79.81	4.81
SFCC	Allied Health Sciences	OTA	CLN	151, 251	per course	38	40.44	2.44
SFCC	Allied Health Sciences	OTA	CLN	151, 251, 252, 253, 254, 255, 264	per course	8	8	0.00
SFCC	Allied Health Sciences	OTA	LAB	180	per course	80	80	0.00
SFCC	Allied Health Sciences	OTA	LEC	212, 221	per course	23	24.47	1.47
SFCC	Allied Health Sciences	OTA	LAB	220	per course	94	100.03	6.03
SFCC	Allied Health Sciences	OTA	CLN	252	per course	180	191.54	11.54
SFCC	Allied Health Sciences	OTA	CLN	253	per course	90	95.77	5.77
SFCC	Allied Health Sciences	OTA	CLN	254, 255	per course	45	47.88	2.88
SFCC	Allied Health Sciences	OTA	LEC	263	per course	79	84.06	5.06
SFCC	Allied Health Sciences	OTA	CLN	264	per course	79	84.06	5.06
SFCC	Physical Education	PE	LAB	100, 138, 139, 141, 143, 144, 145, 154, 156, 160, 164, 165, 169, 177, 186, 187, 188, 190, 200, 239, 241, 243, 244, 245, 254, 256, 260, 264, 265, 269, 277, 286, 287, 288, 290	per course	5	5.32	0.32



## Lab and Course Fee Final for Fiscal Year : 2026

SFCC	Physical Education	PE	LAB	100, 138, 139, 141, 143, 144, 145, 154, 156, 160, 164, 165, 169, 177, 186, 187, 188, 190, 200, 239, 241, 243, 244, 245, 254, 256, 260, 264, 265, 269, 277, 286, 287, 288, 290	per course	15	15.96	0.96	
SFCC	Applied Visual Arts	PHOTO	LAB	101, 111, 114, 120, 121, 124, 130, 228, 231, 232, 233, 237, 247	per course	57.46	61.14	3.68	
SFCC	Applied Visual Arts	PHOTO	LAB	112, 126, 200, 234	per course	27.66	29.43	1.77	
SFCC	Applied Visual Arts	PHOTO	LAB	225	per course	41.5	44.16	2.66	
SFCC	Applied Visual Arts	PHOTO	LAB	235, 236	per course	46.82	49.82	3.00	
SFCC	Applied Visual Arts	PHOTO	LAB	240	per course	0	61.14	61.14	
SFCC	Phys Science and Engineering	PHYS	LAB	100	per course	18.35	19.53	1.18	
SFCC	Phys Science and Engineering	PHYS	LAB	101, 102, 103, 201, 202, 203	per course	18.35	28	9.65	
SFCC	Allied Health Sciences	PTA	LAB	101	per course	8	8	0.00	
SFCC	Allied Health Sciences	PTA	LAB	101	per course	116.68	124.16	7.48	
SFCC	Allied Health Sciences	PTA	LEC	103	per course	118.49	30	(88.49)	
SFCC	Allied Health Sciences	PTA	LEC	105	per course	37.84	25	(12.84)	
SFCC	Allied Health Sciences	PTA	LEC	108	per course	10	9.57	(0.43)	
SFCC	Allied Health Sciences	PTA	LEC	110, 111, 112	per course	149.7	134.73	(14.97)	
SFCC	Allied Health Sciences	PTA	CLN	151	per course	75.92	85	9.08	
SFCC	Allied Health Sciences	PTA	CLN	151, 253	per course	8	8	0.00	
SFCC	Allied Health Sciences	PTA	LAB	170	per course	173.84	156.45	(17.39)	
SFCC	Allied Health Sciences	PTA	LAB	171	per course	195.93	176.33	(19.60)	
SFCC	Allied Health Sciences	PTA	LAB	172	per course	173.84	100	(73.84)	N
SFCC	Allied Health Sciences	PTA	LAB	173	per course	173.84	50	(123.84)	
<del>SFCC</del>	<del>Allied Health Sciences</del>	<del>PTA</del>	<del>LAB</del>	<del>-180</del>	<del>per course</del>	<del>70</del>	<del>70</del>	<del>0.00</del>	
SFCC	Allied Health Sciences	PTA	LEC	201	per course	10	10	0.00	
SFCC	Allied Health Sciences	PTA	LEC	202	per course	116.99	50	(66.99)	
SFCC	Allied Health Sciences	PTA	LAB	203	per course	60	214	154.00	
SFCC	Allied Health Sciences	PTA	LEC	210	per course	141.51	141.51	0.00	
SFCC	Allied Health Sciences	PTA	LEC	211	per course	176.36	100	(76.36)	N
<del>SFCC</del>	<del>Allied Health Sciences</del>	<del>PTA</del>	<del>LEC</del>	<del>-211, 212</del>	<del>per course</del>	<del>8</del>	<del>8</del>	<del>0.00</del>	
SFCC	Allied Health Sciences	PTA	LEC	212	per course	159.28	10	(149.28)	
SFCC	Allied Health Sciences	PTA	CLN	251	per course	104.6	122	17.40	
<del>SFCC</del>	<del>Allied Health Sciences</del>	<del>PTA</del>	<del>CLN</del>	<del>-251, 252</del>	<del>per course</del>	<del>8</del>	<del>8</del>	<del>0.00</del>	
SFCC	Allied Health Sciences	PTA	CLN	252	per course	134.34	122	(12.34)	
SFCC	Allied Health Sciences	PTA	CLN	253	per course	177.23	122	(55.23)	
SFCC	Allied Health Sciences	PTA	LEC	254	per course	65.72	40.5	(25.22)	
SFCC	Allied Health Sciences	PTA	LEC	255	per course	51.26	40.5	(10.76)	
SFCC	Allied Health Sciences	PTA	LAB	270	per course	173.84	173.84	0.00	
SFCC	Allied Health Sciences	PTA	LAB	271, 272	per course	173.84	125	(48.84)	
SFCC	Commun, Modern	SPAN&	LEC	121, 122, 123, 221, 222, 223	per course	10	10	0.00	



STUDENT FEES		FY2024-25 Rate	Charge Rate/Note	Proposed FY2025-26 Rate Changes	Proposed FY2025-26 Rate	Percentage Change	FY2025-26 Justification for Fee change
	Application for Admission - General (Currently not charged)	25.00	One Time Only		25.00		
	Application for Admission - International	100.00	One Time Only		100.00		
	Application Fee for PLA Assessment/Non-Traditional Credit	10.00	Each		10.00		
	Assessment & Testing Fees						
	Prior Learning Assessment/Non-Traditional Credit	30.00	Per Credit		30.00		
	English Second Language Proficiency Testing	7.50	Each Test Component		7.50		
	Test of Essential Academic Skills (TEAS) Test	70.00	Per Test		70.00		
	College in the High School	50.00	Per credit		50.00		
	Comprehensive Fee (Printing, e-learning, library, Health Ctr, graduation)	40.00	Per Quarter		40.00		
	GED (or High School Equivalency) Duplicate Diploma	15.00	Each		15.00		
	High School Diploma Issuance	20.00	Each		20.00		
	High School Transcript	5.00	Each		5.00		
	I.D. Card Replacement	2.00	Each		2.00		
	Pullman Campus Usage Fee	10.00	Per Quarter		10.00		
	Registration Fee (All state support students (except "ungraded" courses)	20.00	Per Quarter		20.00		
	Replacement Diploma	25.00	Each		25.00		
	SFCC Gymnasium Fee	8.65	Per credit		8.65		
	SCC Health Clinic Fee	12.00	Per Quarter		12.00		
	Transcript Fee (hardcopy at cashier)	5.00	Each		5.00		
	Transcript Fee (hardcopy mailed through National Student Clearinghouse)	8.95	Each		8.95		
	Transcript Fee (online through National Student Clearinghouse)	7.25	Each		7.25		
	Tuition Installment Payment Plan Enrollment Fee	30.00	Per Quarter		30.00		
	Technology Fee (Maximum \$40.00 per quarter)	4.00	Per Credit		4.00		
<b>Parking/Transportation Fees and Fines</b>			<b>Charge Rate/Note</b>				
	(1) Quarterly bus pass, credit student voluntarily imposed fee	0.00	Per quarter		0.00		
	Quarterly bus pass, faculty/staff purchase price	30.00	Each	1.50	31.50	5.0%	Continued implementation of Parking Task Force recommendation #7, or up to 5% increase per year.
	(1) Quarterly bus pass, non-credit student purchase price	0.00	Each		0.00		
	Parking Fee (daily)	3.00	Each	0.15	3.15	5.0%	Continued implementation of Parking Task Force recommendation #7, or up to 5% increase per year.
	Parking Fee - metered	varies	Each		varies		
	Parking Pass (monthly)	17.50	Sales tax included	0.25	17.75	1.4%	Continued implementation of Parking Task Force recommendation #7, or up to 5% increase per year.
	Parking Pass (per quarter)	35.00	Sales tax included	1.50	36.50	4.3%	Continued implementation of Parking Task Force recommendation #7, or up to 5% increase per year.
	Parking Pass (annual)	102.00	Sales tax included	2.00	104.00	2.0%	Continued implementation of Parking Task Force recommendation #7, or up to 5% increase per year.
	Parking Pass (summer quarter)	17.50	Sales tax included	0.25	17.75	1.4%	Continued implementation of Parking Task Force recommendation #7, or up to 5% increase per year.
	Parking Pass (Commute Trip Reduction)	8.75	Sales tax included		8.75		
	Parking Fine - General Infraction	30.00	Each		30.00		
	Parking Fine - Handicap Zone	250.00	Each		250.00		
	Parking Fine - Fraudulent Permit	160.00	Each		160.00		
	Parking - Vehicle license research fee	20.00	Each		20.00		
	Traffic Fine - Moving Violation (Tier One)	40.00	Each		40.00		
	Traffic Fine - Moving Violation With Disregard for Safety (Tier Two)	80.00	Each		80.00		
	Traffic Fine - Moving Violation, Willful & Wanton Disregard for Safety (Tier Three)	80.00	Each		80.00		
	Smoking Fine	30.00	Each		30.00		

STUDENT FEES		FY2024-25 Rate	Charge Rate/Note	Proposed FY2025-26 Rate Changes	Proposed FY2025-26 Rate	Percentage Change	FY2025-26 Justification for Fee change
<b>Course Related Fees</b>			Charge Rate/Note				
Lab & Course Fees (listed separately)		varies			varies		
Washington State Patrol Background Check Fee		10.00	Each		10.00		
National Background Check Fee		varies	Each		varies		
Professional & General Liability Insurance		8.00	Per Quarter		8.00		
<i>Courses in the following areas require professional and general liability insurance</i>							
Aquatics/Lifeguard/Water Safety	Family and Human Services						
Biomedical Equipment Technician	Health and Fitness Technician						
Biotechnology	Health and Medical Administration						
Child Care/Education/Development	Hearing Instrument Specialist						
Community Health	Medical and Dental Technology						
Cosmetology	Mortuary and Funeral Services						
Emergency Medical Tech (EMT)/Paramedic							
Student Intern (non-medical) Professional Liability Insurance		8.00	Per Quarter		8.00		
<i>Courses in the following areas require professional liability insurance</i>							
Agriculture/Horticulture	Natural Resource Management						
Education Paraprofessional	Water Resources Technology						
International Student Insurance		442.00	Per Quarter		442.00		
Student Insurance: Optional student injury and sickness insurance may be purchased. See brochures in cashiers' areas for current coverage and rates.							
<b>Miscellaneous Fees</b>		FY2024-25 Rate	Charge Rate/Note	Proposed FY2025-26 Rate Changes	Proposed FY2025-26 Rate	FY2025-26 Justification for Fee	Percentage Change
Administrative Processing Fee for refunds		7.00	Per Refund Processed				
Check Cashing Fee		1.50	Per Check		1.50		
Distance Learning Financial Aid Check Handling Fee		3.00	Per Check		3.00		
Library Fines		Varies	Per Each		Varies		
Locker Rental Fees (vary depending on location)		Varies by location 1.00 to 6.00			Varies by location 1.00 to 6.00		
Art Bldg. Locker Rentals		5.00 / 10.00	Per Quarter / Per Year		5.00 / 10.00		
Locker Rental - Health Building		1.00	Per Quarter		1.00		
Locker Rental		6.00	Per Quarter		6.00		
Fitness Center Lockers		not charged	Per Each		0.00		
Microsoft Academic Alliance / Microsoft Project Software license		10.00	Per Each		10.00		
Microsoft Testing		Varies	Each		Varies		
Returned Check (NSF) Fee (In addition to third party NSF fee)		20.00	Per Check		20.00		
SFCC Intensive English Language Program "CL" Self-support rate		157.50	Per Credit; \$3,150 Per Term		157.50		
Technical Arts Resource Center (TARC) Print Card		15.00	Per Each		15.00		
Test Proctoring (Non-student)		25.00	Each		25.00		
Testing No-Show Fine		30.00	Each		30.00		
<b>Other Fees</b>			Charge Rate/Note				
COMPTR FEE-COLV/CLS		As on main campus	Per Course		As on main campus		
COMPTR FEE-COLV/CRD		As on main campus	Per Credit		As on main campus		
FEES-SENIOR PRG CLASS ("ACT 2 CLASS")		Varies per course	Per Course		Varies per course		
CLS FEES-COLVILLE/CRS		As on main campus	Per Course		As on main campus		
CLS FEE-WHITMAN CNTY		As on main campus	Per Course		As on main campus		
CLS FEE-COLVILLE SCI		As on main campus	Per Course		As on main campus		
COMPTR FEE-WHITMAN/CL		As on main campus	Per Course		As on main campus		
COMPTR FEE-WHITMAN/CR		As on main campus	Per Credit		As on main campus		

(1) Collection of the Bus Pass Fee \$22 Quarterly (\$66 Annually) has been suspended for 2025-26.



---

## Memorandum

Date: February 10, 2025

To: Board of Trustees of Washington State Community College District 17  
(Community Colleges of Spokane)

From: Taneisha Takyuka, SCC Associated Student Government President  
Lexii Locke, SFCC Associated Student Government President

Subject: Student Bus Pass Fee - Recommendation for Academic Year 2026

Proposed: Suspension of the \$22 quarterly Student Bus Pass Fee for all currently enrolled students, effective summer quarter 2025 and continuing through spring quarter 2026.

Pursuant to RCW 28B.15.610 – Voluntary fees of students, the Student Bus Pass fee was originally approved by a majority vote of the associated student governments of Spokane Community and Spokane Falls Community College for implementation effective July 1, 2016, at a rate of \$22 per quarter per student. The fee is assessed each quarter on currently enrolled students in college level credit courses.

Revenue from the fee is to be used solely for the purpose of providing bus passes to students. Due to excess revenue available in the fund, it is the unanimous consensus of the student government organizations to suspend the \$22 per quarter Student Bus Pass Fee for all students for academic year 2025-2026. This suspension will be reviewed on an annual basis by the associated student governments of Spokane Community and Spokane Falls Community College.

**ACTION:**                   **Proposed Fiscal Year 2025-26**  
**Spokane Colleges**  
**Student Services and Activities (S&A) Fees Rate**

**Background**

Student Services and Activities (S&A) Fees are collected as a component of tuition paid by students, subject to the applicable policies, regulations and procedures of Spokane Colleges and Chapters 28B.15 and 43.88, Revised Code of Washington (RCW).

On approval of the Board of Trustees, these fees are used to fund student programs at each college. Activities include, but are not limited to, Associated Student Activities (ASA), Instructionally Related Programs (IRP), Athletics and Athletic Scholarships, Student Building Funds (Special Projects) and Student Financial Aid. Student government organizations and the District S&A Fee committee are responsible for proposing program priorities and budgets that use S&A Fee revenue. Students hold a majority of the voting membership of the S&A Fee committee, alongside faculty and staff.

The State Board for Community & Technical Colleges establishes the maximum allowable S&A Fees to be charged to students. The Spokane Colleges Board of Trustees has authority to establish a rate up to the authorized limit. The District S&A Fee committee approved and recommends the following S&A Fees rate beginning fall quarter 2025. The FY 26 projected revenue from S&A fees is estimated to be \$3,237,980. S&A budgets and spending plans are being finalized by student groups and will be submitted for initial review to the Board of Trustees in May.

	<b>Spokane Colleges S&amp;A Fees FY 2024-25</b>	<b>SBCTC Maximum S&amp;A Fees FY 2025-26</b>	<b>Spokane Colleges Recommended S&amp;A Fees FY 2025-26</b>
From 1-10 credit hours, per credit	\$13.12	\$13.57	\$13.57
From 11-18 credit hours, per credit	\$7.59	\$7.85	\$7.85
19+ credit hours	No additional	No additional	No additional
Fee Rate @ 15 credits	\$169.15	\$174.95	\$174.95

**Recommendation**

It is recommended that the Board of Trustees approve the Fiscal Year 2025-26 Student Services and Activities (S&A) Fees Rate, that will be incorporated into the Spokane Colleges Tuition and Fee schedule effective fall quarter 2025.

**Attachments:**

1. S&A Revenue Estimate FY26
2. FY 2026 CTC Tuition and Fee Rates - FINAL

Report Prepared by: Brandy Browning, CPA

Director of Budget and Planning

Presented by:

Dr. Linda McDermott, CPA  
Chief Financial Officer  
April 15, 2025

## Spokane Colleges S&A Fee - FY 2025-26 Revenue Projection

Budget Office Updated 03.7.2025

<b>SCC - Student/Campus Controlled Revenue Estimate</b>		<b>\$ 1,322,909</b>												
<table> <tr> <td>Actual</td><td></td><td></td></tr> <tr> <td>Estimated</td><td></td><td></td></tr> </table>			Actual			Estimated								
Actual														
Estimated														
	<b>FY 2024</b>	<b>FY 2025</b>												
Enrollment Headcount	6,025	6,025												
Summer & Fall S&A Collected	688,903	786,882												
Winter & Spring S&A Collected	1,024,721	1,125,173												
Total Collected S&A Fee	1,713,624	1,912,055												
<b>SCC Projected 2026 S&amp;A Fee Total Revenue</b>		<b>1,977,064</b>												
<b>FY2025-26 Allocation of S&amp;A Fee Revenue</b>														
SCC Financial Aid - State Mandated	3.5%	69,197												
Spokane Colleges Athletics General	28.05%	554,567												
Spokane Colleges Athletics Scholarships	4.95%	97,865												
College Building Fund	5.0%	98,853												
College S&A General	58.5%	1,156,583												
	100.0%	1,977,064												
SCC Running Start - S&A		67,473												
		2,044,537												
<b>SFCC - Student/Campus Controlled Revenue Estimate</b>		<b>\$ 870,909</b>												
<table> <tr> <td>Actual</td><td></td><td></td></tr> <tr> <td>Estimated</td><td></td><td></td></tr> </table>			Actual			Estimated								
Actual														
Estimated														
	<b>FY 2024</b>	<b>FY 2025</b>												
Enrollment Headcount	2,513	2,513												
Summer & Fall S&A Collected	427,144	483,685												
Winter & Spring S&A Collected	660,574	735,770												
Total Collected S&A Fee	1,087,718	1,219,454												
<b>SFCC Projected 2026 S&amp;A Fee Total Revenue</b>		<b>1,260,916</b>												
<b>FY2025-26 Allocation of S&amp;A Fee Revenue</b>														
SFCC Financial Aid - State Mandated	3.5%	44,132												
Spokane Colleges Athletics General	28.05%	353,687												
Spokane Colleges Athletics Scholarships	4.95%	62,415												
College Building Fund	5.0%	63,046												
College S&A General	58.5%	737,636												
	100.0%	1,260,916												
SFCC Running Start - S&A		70,227												
		1,331,143												
<b>CCS Athletics Summary</b>		<b>\$ 1,100,833</b>												
<table> <tr> <td>Spokane Colleges Total S&amp;A FY 2026 Revenue Projection</td><td></td><td>3,407,980</td></tr> <tr> <td>Spokane Colleges Athletics and Athletic Scholarships - 33%</td><td>33.0%</td><td>1,068,533</td></tr> <tr> <td>Athletics Running Start - S&amp;A</td><td></td><td>32,300</td></tr> <tr> <td></td><td></td><td>\$ 1,100,833</td></tr> </table>			Spokane Colleges Total S&A FY 2026 Revenue Projection		3,407,980	Spokane Colleges Athletics and Athletic Scholarships - 33%	33.0%	1,068,533	Athletics Running Start - S&A		32,300			\$ 1,100,833
Spokane Colleges Total S&A FY 2026 Revenue Projection		3,407,980												
Spokane Colleges Athletics and Athletic Scholarships - 33%	33.0%	1,068,533												
Athletics Running Start - S&A		32,300												
		\$ 1,100,833												

Projected S&A Revenue	\$ 3,237,980
Contributions from Running Start	170,000
<b>Total</b>	<b>\$ 3,407,980</b>

### FY26 Forecast Assumptions

3.4% Maximum S&A rate increase per SBCTC with enrollment staying stable.

FY26 Enrollment may change as we collaborate with campus leadership to determine if we should include an assumption of growth.

# WASHINGTON STATE COMMUNITY COLLEGE TUITION AND FEE RATES

## 2025-26

		<u>Lower Division</u>		<u>Upper Division</u>	
		<u>RESIDENTS</u>	<u>NONRESIDENTS</u>	<u>RESIDENTS</u>	<u>NONRESIDENTS</u>
		<i>Assumes 15 Credits per Quarter</i>		<i>Assumes 15 Credits per Quarter</i>	
<b>ANNUAL</b>	Operating Fee	\$3,865.50	\$9,628.35	\$6,807.90	\$20,126.70
	Building Fee	\$544.80	\$1,129.35	\$544.80	\$1,129.35
	Maximum S & A Fee	<u>\$524.85</u>	<u>\$524.85</u>	<u>\$524.85</u>	<u>\$524.85</u>
	<b>Tuition and Fees</b>	<b>\$4,935.15</b>	<b>\$11,282.55</b>	<b>\$7,877.55</b>	<b>\$21,780.90</b>
<b>QUARTERLY</b>	Operating Fee	\$1,288.50	\$3,209.45	\$2,269.30	\$6,708.90
	Building Fee	\$181.60	\$376.45	\$181.60	\$376.45
	Maximum S & A Fee	<u>\$174.95</u>	<u>\$174.95</u>	<u>\$174.95</u>	<u>\$174.95</u>
	<b>Tuition and Fees</b>	<b>\$1,645.05</b>	<b>\$3,760.85</b>	<b>\$2,625.85</b>	<b>\$7,260.30</b>
		<i>1-10 Credits</i>		<i>1-10 Credits</i>	
<b>PER CREDIT</b>	Operating Fee	\$102.95	\$291.31	\$226.93	\$670.89
	Building Fee	\$15.44	\$34.42	\$15.44	\$34.42
	Maximum S & A Fee	<u>\$13.57</u>	<u>\$13.57</u>	<u>\$13.57</u>	<u>\$13.57</u>
	<b>Tuition and Fees</b>	<b>\$131.96</b>	<b>\$339.30</b>	<b>\$255.94</b>	<b>\$718.88</b>
		<i>Average Incremental Increase for Each Credit between 11 and 18</i>		<i>Average Incremental Increase for Each Credit between 11 and 18</i>	
<b>PER CREDIT</b>	Operating Fee	\$51.80	\$59.27	\$0.00	\$0.00
	Building Fee	\$5.44	\$6.45	\$5.44	\$6.45
	Maximum S & A Fee	<u>\$7.85</u>	<u>\$7.85</u>	<u>\$7.85</u>	<u>\$7.85</u>
	<b>Tuition and Fees</b>	<b>\$65.09</b>	<b>\$73.57</b>	<b>\$13.29</b>	<b>\$14.30</b>
		<i>19+ Credits</i>		<i>19+ Credits</i>	
<b>EXCESS CREDIT SURCHARGE</b>	Operating Fee Only	<b>\$118.39</b>	<b>\$325.73</b>	<b>\$242.37</b>	<b>\$705.31</b>

### UNGRADED COURSES - per credit fees - Operating Fees deposited to Fund 149

**2025-26**

	<u>Comments</u>	<u>Per Credit Fee</u>
<b>Apprenticeship</b>	50% waiver	50% waiver at 1-10, 11-18, and 19+ rates
<b>ABE, ESL, GED</b>	Colleges may waive the \$25 charge for students who are unable to pay	\$25 per student per quarter
<b>Competency Based Programs</b>	Method for establishing tuition governed by WAC 131-28-025, subsection (2), amended by State Board Resolution 14-09-60 (Sept. 10, 2014)	Program length (in months) divided by three and multiplied by quarterly tuition & fees at 15 credit hours

	<u>Comments</u>	<u>Per Quarter Waiver Amount</u>
<b>Athletic Waiver</b>	Colleges may waive up to 100% of the resident OPERATING FEE rate for 15-credits.	<b>Lower Division</b>
		<b>\$1,288.50</b>
		<b>Upper Division</b>
		<b>\$2,269.30</b>

Colleges are authorized to charge tuition to Running Start students when the student's choice of credit load exceeds the level that will be reimbursed by the school district.

**DISCUSSION: CURRENT ISSUES UPDATE**

Presented by: Dr. Kevin Brockbank  
Chancellor, Spokane Colleges  
April 16, 2025